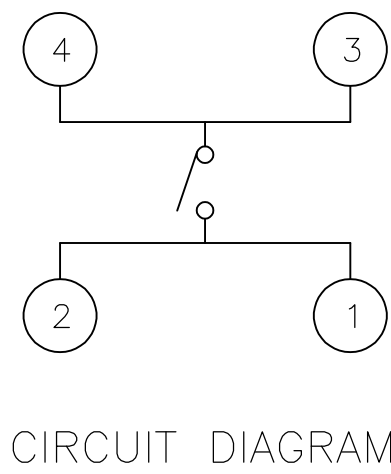
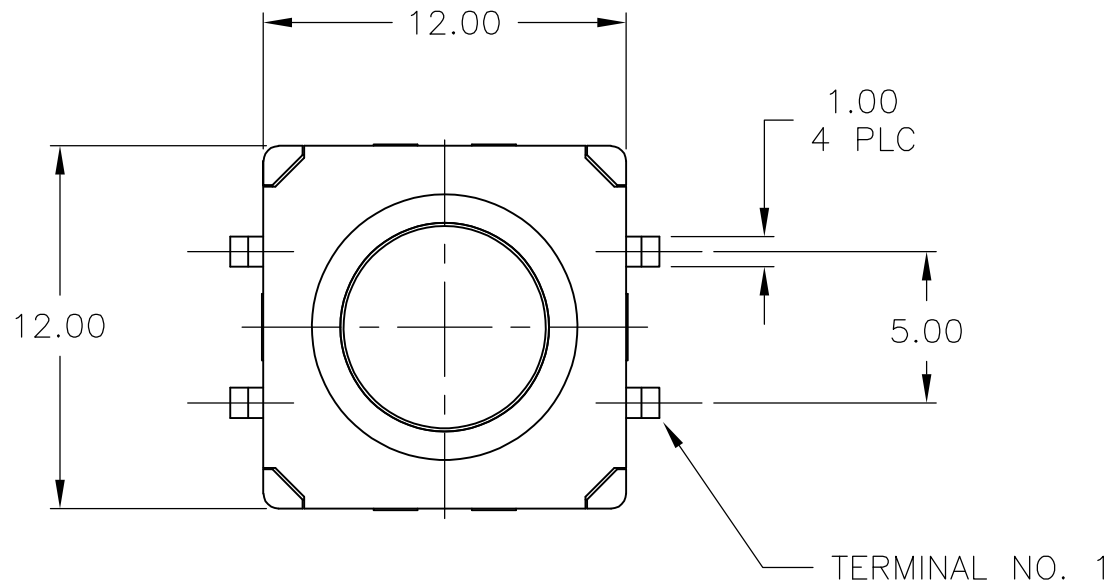


THIS DRAWING IS UNPUBLISHED. RELEASED FOR PUBLICATION  
 © COPYRIGHT BY TYCO ELECTRONICS CORPORATION. ALL RIGHTS RESERVED.

LOC		DIST		REVISIONS			
P	LTR	DESCRIPTION		DATE	DWN	APVD	
AD	00	F		ECO-07-000908	02JUL07	MB	MS



SPECIFICATIONS

MATERIALS

CASE: THERMOPLASTIC, UL94V-0, BLACK  
 ACTUATOR: THERMOPLASTIC, UL94V-0, BLACK  
 COVER: STAINLESS STEEL  
 SEAL: SILICON RUBBER, BLACK  
 CONTACT: STAINLESS STEEL, PLATING-SILVER  
 TERMINAL: BRASS, PLATING-SILVER/NICKEL

ELECTRICAL

MAX CONTACT RATING: 50MILLIAMPS@24V DC  
 MIN CONTACT RATING: 10MICROAMPS@1V DC  
 INITIAL CONTACT RESISTANCE: 100 MILLIOHMS MAX, PER EIA RS-448, METHOD 1  
 INSULATION RESISTANCE: 100 MEGOHMS MIN @ 100VDC PER EIA RS-186-13E  
 DIELECTRIC STRENGTH: 500 VAC  
 CONTACT BOUNCE: 10 MILLISECOND MAX PER EIA-448-18, METHOD 15

MECHANICAL

ACTUATOR OPERATING FORCE: SEE TABLE  
 ACTUATOR TRAVEL: 0.35±0.2mm

DURABILITY

UP TO 1,000,000 CYCLES, AT RATED LOAD PER EIA-RS-448, METHOD 8  
 FINAL CONTACT RESISTANCE: 200 MILLIOHMS MAX  
 CONTACT BOUNCE: 20 MILLISECONDS MAX  
 ACTUATOR FORCE: WITHIN ±30% OF INITIAL VALUE

ENVIRONMENTAL

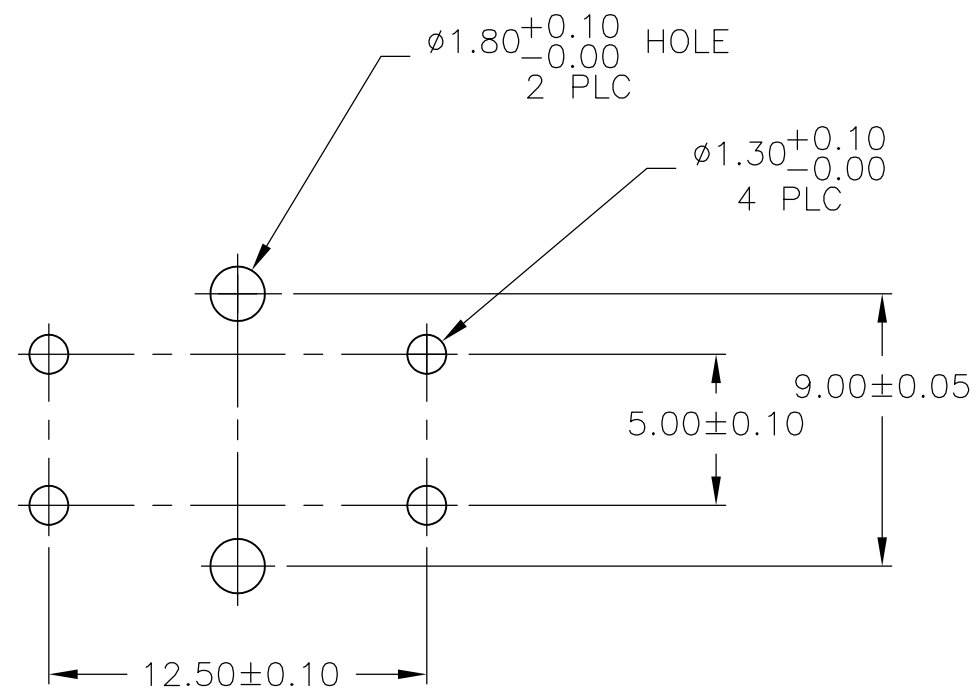
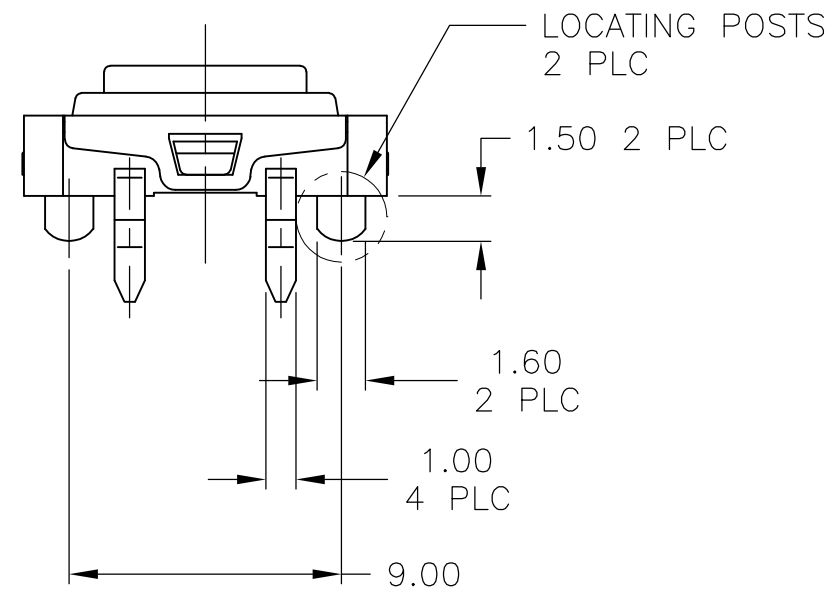
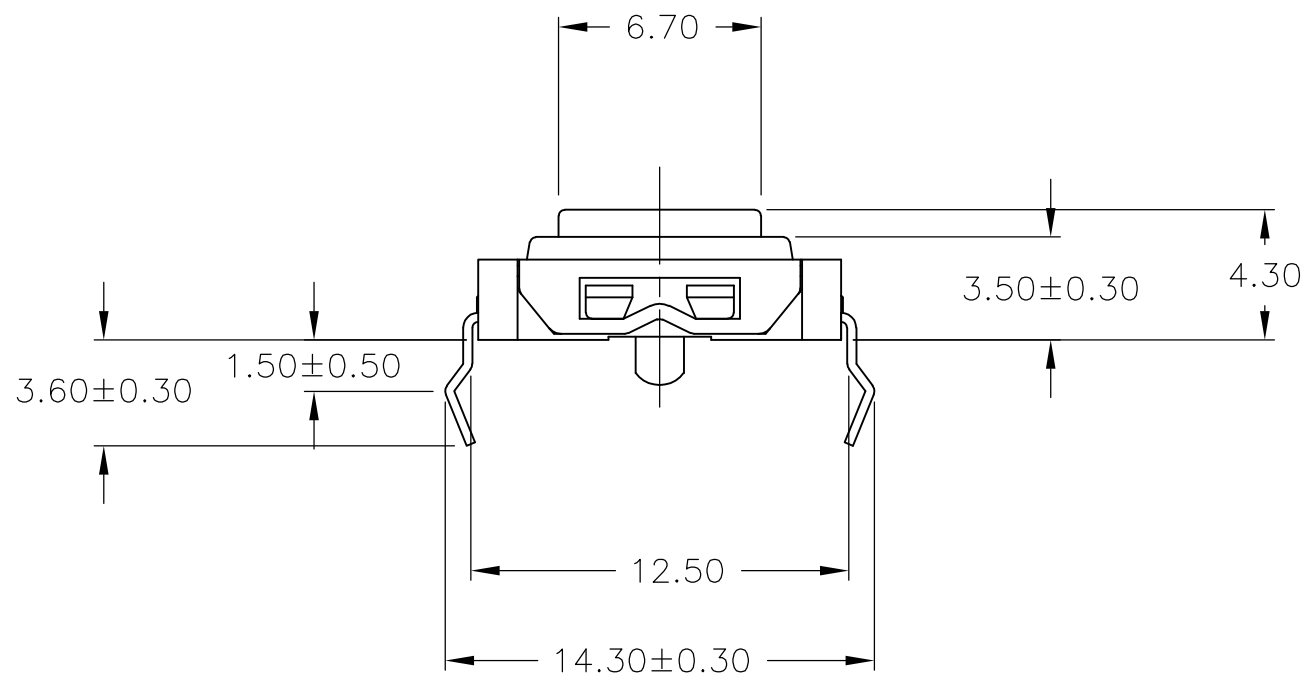
OPERATING TEMPERATURE RANGE: -35°C to +85°C  
 STORAGE TEMPERATURE RANGE: -35°C to +85°C  
 HUMIDITY: 96 HOURS PER EIA-186-1E  
 INSULATION RESISTANCE: 10 MEGOHMS MIN  
 DIELECTRIC STRENGTH: 250VAC  
 CONTACT RESISTANCE: 100 MILLIOHMS MAX  
 DRY HEAT TEST: 85°C FOR 96 HOURS PER IEC 60068-2-2, TEST B,  
 NO CHANGE IN INITIAL ELECTRICAL AND MECHANICAL CHARACTERISTICS  
 COLD TEST: -35°C FOR 96 HOURS PER IEC 60068-2-1, TEST A;  
 NO CHANGE IN INITIAL ELECTRICAL AND MECHANICAL CHARACTERISTICS  
 THERMAL CYCLING: 5 CYCLES, -35°C to +85°C  
 HUMIDITY-TEMPERATURE CYCLING, EIA 364-31B, METHOD III  
 CONTACT RESISTANCE 100 MILLIOHMS MAX  
 RESISTANCE TO SOLDERING HEAT PER 109-202, COND B

SEALING PER IP67

SOLDERABILITY: PER EIA RS-186-9E

NOTES:

- ALL MATERIALS AND FINISHES SHALL COMPLY WITH EU DIRECTIVE 2002/95/EC OF 27JAN2003 (ROHS)



160±70gf	WITH LOCATING POSTS	1571220-2
160±70gf	WITHOUT LOCATING POSTS	1571220-1
OPERATING FORCE	REMARKS	TYCO PART NUMBER

THIS DRAWING IS A CONTROLLED DOCUMENT.		DWN R BROWN 16JAN2002	Tyco Electronics Corporation Harrisburg, PA 17105	
DIMENSIONS: MM		CHK H WYNKOOP 16JAN02	NAME SWITCH ASSEMBLY, TACTILE, 12 X 12, SEALED	
TOLERANCES UNLESS OTHERWISE SPECIFIED:		APVD H WYNKOOP 16JAN02	SIZE A2 CAGE CODE 00779 DRAWING NO C=1571220	
0 PLC ± -		PRODUCT SPEC	RESTRICTED TO	
1 PLC ± -		APPLICATION SPEC	SCALE 4:1 SHEET 1 OF 1 REV F	
2 PLC ± 0.30		WEIGHT -		
3 PLC ± -		CUSTOMER DRAWING		
4 PLC ± -				
ANGLES ± -				
FINISH -				