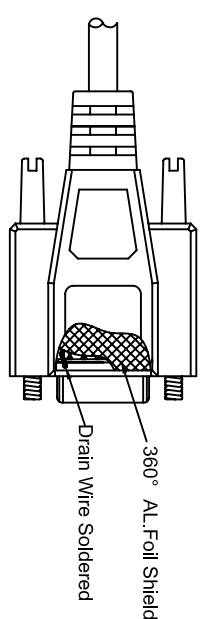
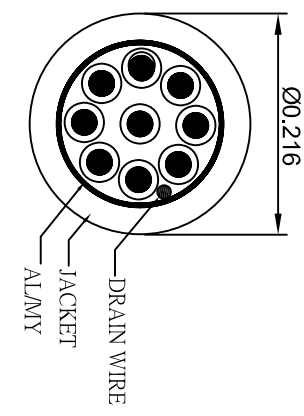
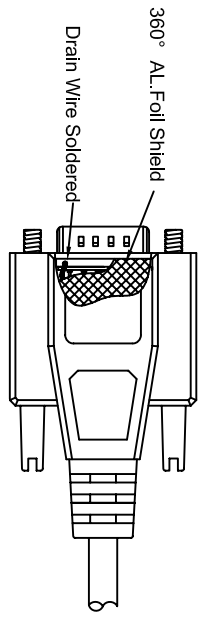
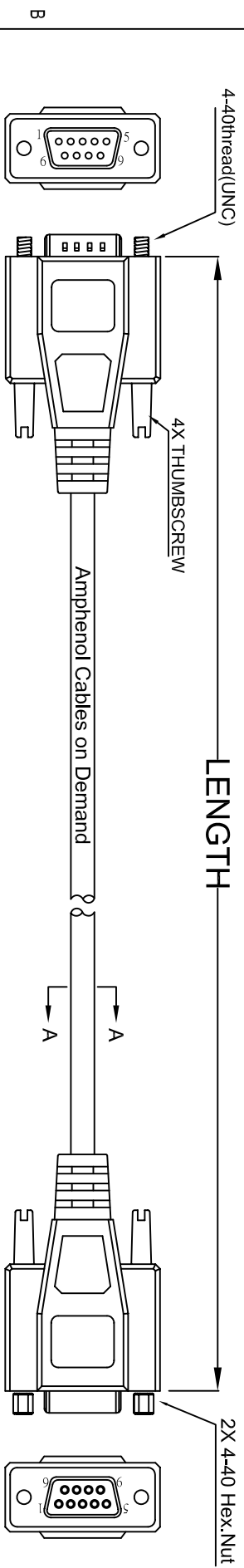


THE INFORMATION CONTAINED IN THIS DRAWING IS THE SOLE PROPERTY OF AMPHENOL CABLES ON DEMAND. ANY REPRODUCTION OR DISCLOSURE TO THIRD PARTIES IN PART OR WHOLE, WITHOUT THE EXPRESS WRITTEN PERMISSION OF AMPHENOL CABLES ON DEMAND IS PROHIBITED.

REV.	DESCRIPTION	DATE	APPROVED
A	NEW RELEASE	23/04/07	
A1	Add wiring color	12/JAN/12	



LENGTH & P/N Table

LENGTH	P/N	Cable Color
2.5FT ± 1 inch	CS-DSSMDB9MF0-002.5	GRAY
5FT ± 2 inch	CS-DSSMDB9MF0-005	GRAY
10FT ± 3 inch	CS-DSSMDB9MF0-010	GRAY
25FT ± 4 inch	CS-DSSMDB9MF0-025	GRAY
50FT ± 6 inch	CS-DSSMDB9MF0-050	GRAY

PIN OUT: 1 TO 1

Male	Female	Color
PIN1	PIN1	Black
PIN2	PIN2	Brown
PIN3	PIN3	Red
PIN4	PIN4	Orange
PIN5	PIN5	Yellow
PIN6	PIN6	Green
PIN7	PIN7	Blue
PIN8	PIN8	Purple
PIN9	PIN9	Gray
SHIELD	SHIELD	Drain Wire



UNLESS OTHERWISE SPECIFIED DIMENSIONS ARE IN INCHES TOLERANCES ARE:

DIMENALS	±X	±.XX	±.XXX	ANGLES	±X°
X	±X	±.XX	±.XXX		
XX	±.XX	±.XX	±.XXX		
XXX	±.XXX	±.XXX	±.XXX		

THIRD ANGLE PROJECTION

APPROVALS	DATE	EAR NO.
DESIGNED BY: LF	12/JAN/2012	
CHECKED BY: BA	12/JAN/2012	
RESP' ENG		
MFG ENG		

Amphenol Cables on Demand  
20 VALLEY ST. ENDICOTT, NY 13760

Economy 9PIN D-Sub MF  
Common Serial Connection

SIZE: A DWG. NO.: CS-DSSMDB9MF0-XXX REV. A1

SCALE: SHEET: OF:

NOTES: UNLESS OTHERWISE SPECIFIED