

4

3

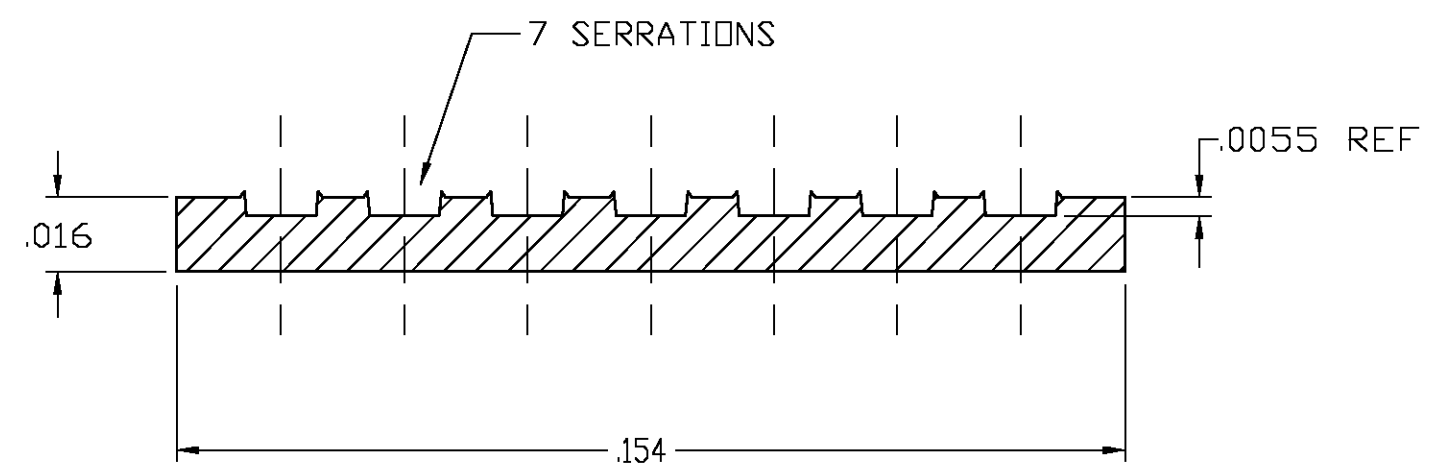
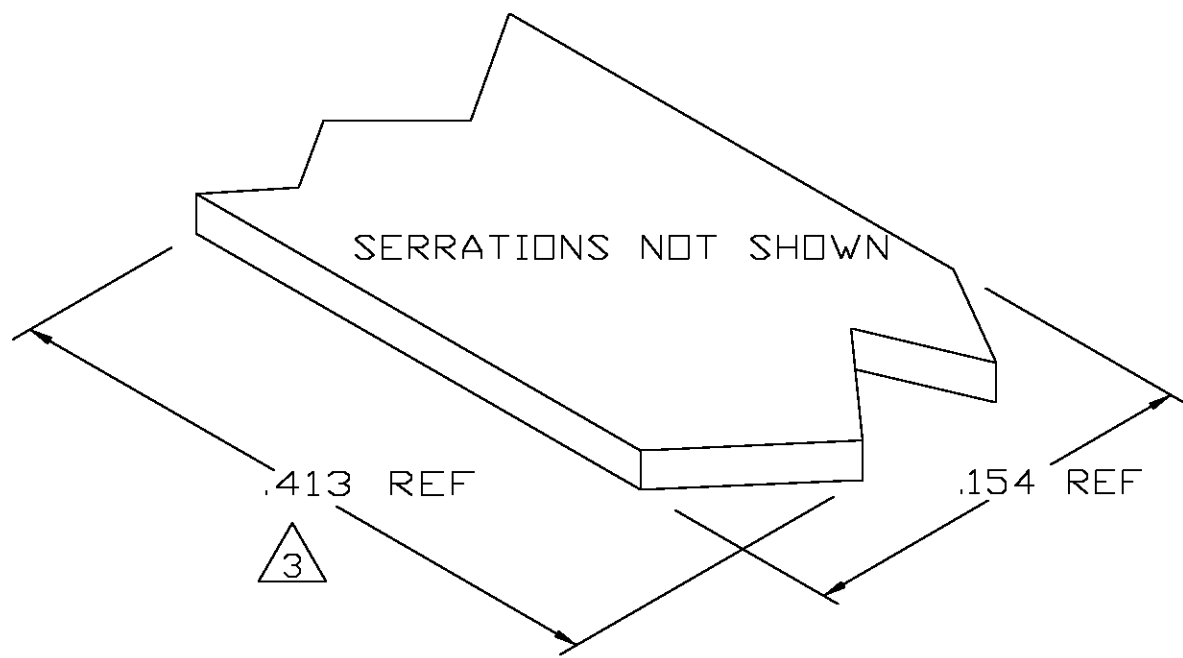
2

1

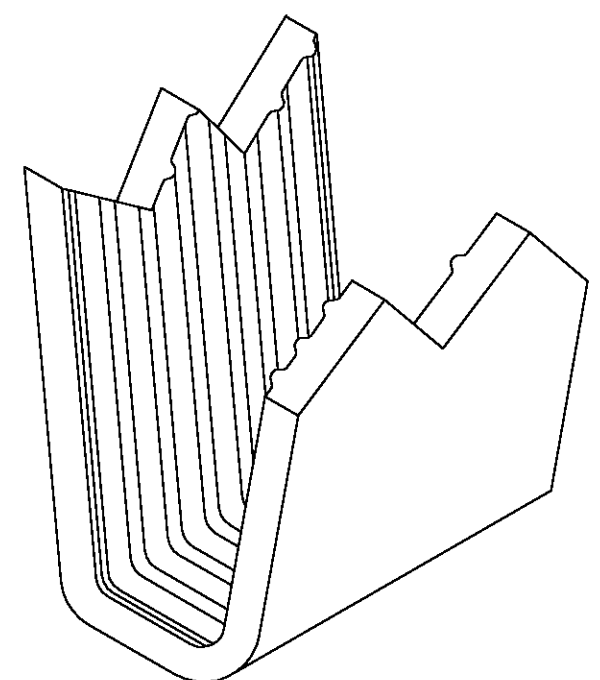
THIS DRAWING IS UNPUBLISHED. RELEASED FOR PUBLICATION
 © COPYRIGHT BY TYCO ELECTRONICS CORPORATION. ALL RIGHTS RESERVED.

| LOC | DIST | REVISIONS | | | | | |
|-----|------|-----------|-----|---------------------------|---------|-----|------|
| | | P | LTR | DESCRIPTION | DATE | DWN | APVD |
| AF | 50 | | 0 | TRANSFERED TO TYCO FORMAT | 31MAR03 | MF | EH |

- 1 CRIMPBAND MATERIAL PROVIDED IN CONTINUOUS STRIP.
 - 2 REFERENCE DESCRIPTIVE PART NUMBER L092/1256R16TB.
- ③ BLANK LENGTH DETERMINED BY 092/125 TOOLSET.



TYP. CROSS SECTION



PARTIAL FORMED VIEW (REF)
FORMED BY APPLICATION TOOLING

1601675-1
PART NUMBER

| | | | | |
|--|--|--------------------------------------|---|--------------------|
| THIS DRAWING IS A CONTROLLED DOCUMENT. | | DWN MICHAEL S. FEHER 31MAR2003 | Tyco Electronics Corporation Harrisburg, PA 17105-3608 | |
| DIMENSIONS: INCHES | | CHK EDWARD HOWARD 31MAR2003 | | |
| TOLERANCES UNLESS OTHERWISE SPECIFIED: | | APVD EDWARD HOWARD 31MAR2003 | NAME - | |
| 0 PLC ± - 1 PLC ± - 2 PLC ± - 3 PLC ± .005 4 PLC ± - ANGLES ± - | | PRODUCT SPEC - | CRIMPBAND, MTM | |
| MATERIAL UNS C26000 BRASS | | FINISH TIN | APPLICATION SPEC - | RESTRICTED TO - |
| | | WEIGHT - | SIZE A3 | CAGE CODE 00779 |
| | | CUSTOMER DRAWING | DRAWING NO 1601675 | REV 0 |
| | | SCALE 1:1 | SHEET 1 OF 1 | |