

6

5

4

3

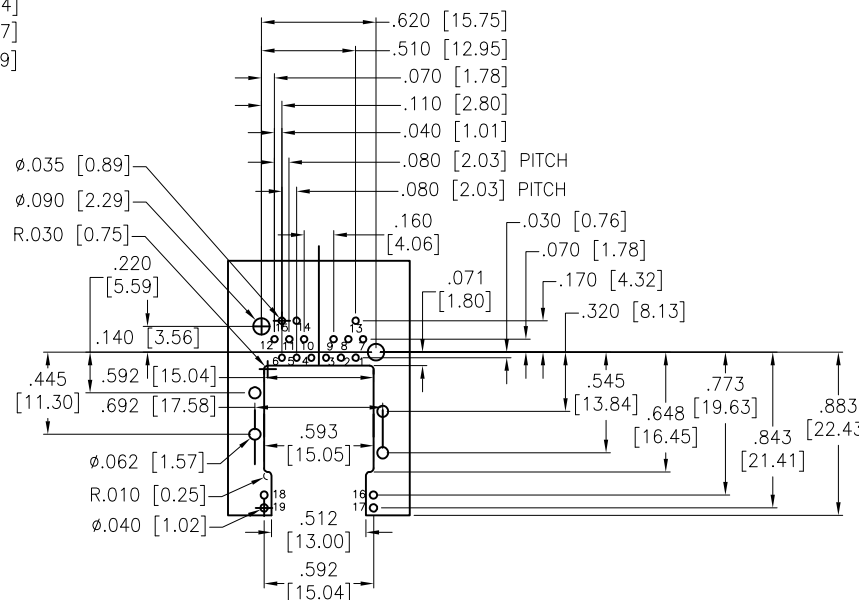
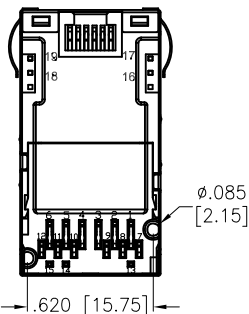
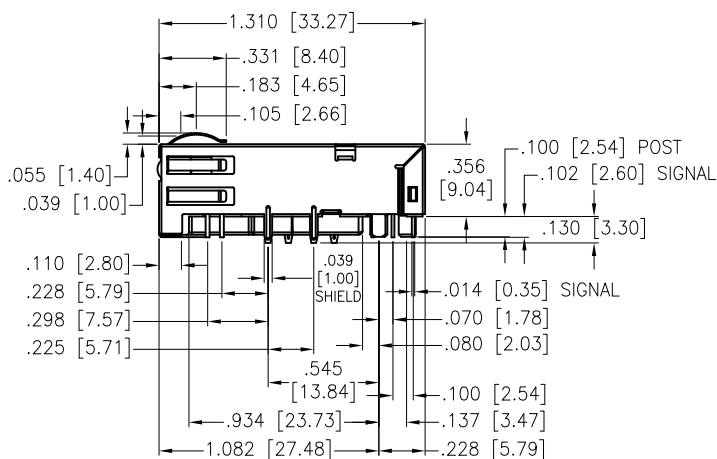
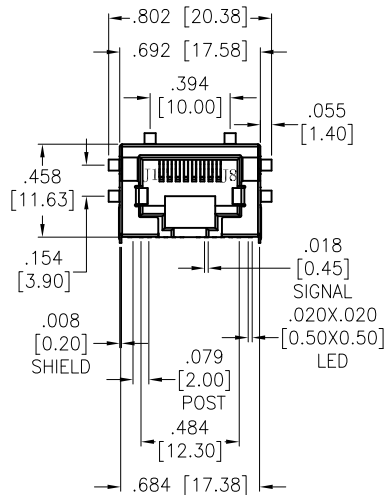
2

1

APPROVED: _____

DATE: _____ TITLE: _____

Rev	AWO #	Description	Date	Appr
-		RELEASED	5/2/17	



RECOMMENDED PCB LAYOUT

SPECIFICATIONS:

Material:
 Insulator: Thermoplastic, rated UL 94V-0
 Insulator color: Black
 Contacts: Phosphor Bronze
 Shield: Brass, Nickel plated
 Plating:
 Round contact
 Gold over Nickel underplate overall
 Flat contact
 Gold over Nickel underplate on contact area,
 Tin over Nickel underplate on solder tails
 Electrical:
 Voltage rating: 150 VAC
 Contact Resistance: 20 mohms max
 Insulation resistance: 500 Mohms min
 Dielectric withstanding voltage: 2250VDC for 1 minute
 Temperature Rating:
 Operating temperature: 0°C to +70°C
 Agency Certifications:
 UL Recognized
 Environmental:
 Lead free, RoHS compliant



UNLESS OTHERWISE SPECIFIED
 ALL DIMENSIONS ARE INCHES [MM]
 TOLERANCES: EXCEPT AS NOTED
 INCHES HOLES
 .X ± .10 Ø.X ± .10
 .XX ± .020 Ø.XX ± .015
 .XXX ± .015 Ø.XXX ± .010

APPROVALS		DATE
DRAWN	HR	5/2/17
CHECKED	OC	5/2/17
APPROVED		

ADAM TECH

909 Rahway Avenue, Union, NJ 07083
 Phone: 908-687-5000 Fax: 908-687-5710

TITLE MODULAR JACK, 1 PORT, 8P8C, EDGE HANG, W/ LED1 GREEN/YELLOW LED2 GREEN, 10G BASE-T		
SIZE X	PART NO. MTJ-88CEX1-FS-PG-VL38-M315C-HF	REV. -
REF: S00005C	SCALE: NTS	SHEET 1 OF 2

6

5

4

3

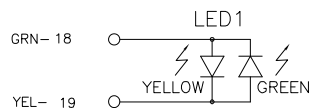
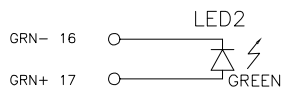
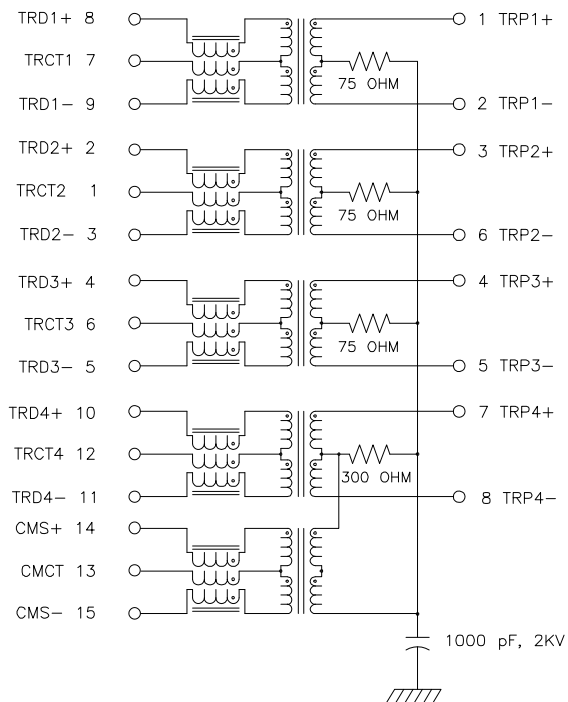
2

1

APPROVED: _____

DATE: _____ TITLE: _____

Rev	AWO #	Description	Date	Appr
RELEASED				



ELECTRICAL SPECIFICATIONS @ 25°C:

PARAMETER	SPECIFICATIONS		
URNS RATIO	1.00 ± 2%		
POLARITY	PER SCHEMATIC		
INSERTION LOSS (DATA CHANNELS)	100 KHz	1-400 MHz	
	-3.0 dB MAX	-2.0 dB MAX (-1.4dB TYP)	
RETURN LOSS (Z OUT=100 OHM ±1%)	1-40 MHz	40 MHz-400 MHz	400 MHz-500 MHz
	-16 dB MIN	-16+10LOG<f/40>dB	-6+30LOG<f/400>dB
INDUCTANCE (OCL)	160 uH MIN @ 100 KHz, 100 mV		
CROSSTALK, ADJACENT CHANNELS	1-100 MHz	100-500 MHz	
	-28 dB MIN	-19 dB MIN	
COMMON MODE REJECTION RATIO	1-40 MHz	40-100 MHz	100-500 MHz
	-30 dB MIN	-28 dB MIN	-26 dB MIN
COMMON TO DIFFERENTIAL MODE REJECTION (CDMR)	1-250 MHz	250-500 MHz	
	-30 dB MIN	-22 dB MIN	
HIPOT-OUTPUT ISOLATION	2250 VDC MIN @ 60 SECONDS		

NOTE: f IS FREQUENCY IN MHZ.

UNLESS OTHERWISE SPECIFIED
ALL DIMENSIONS ARE INCHES [MM]
TOLERANCES: EXCEPT AS NOTED
INCHES HOLES

.X ± .10	Ø.X ± .10
.XX ± .020	Ø.XX ± .015
.XXX ± .015	Ø.XXX ± .010

ADAM TECH

909 Rahway Avenue, Union, NJ 07083
Phone: 908-687-5000 Fax: 908-687-5710

APPROVALS		DATE
DRAWN	HR	5/2/17
CHECKED	OC	5/2/17
APPROVED		

TITLE		
MODULAR JACK, 1 PORT, 8P8C, EDGE HANG, W/ LED1 GREEN/YELLOW LED2 GREEN, 10G BASE-T		
SIZE	PART NO.	REV.
X	MTJ-88CEX1-FS-PG-VL38-M315C-HF	-
REF: S00005C	SCALE: NTS	SHEET 2 OF 2