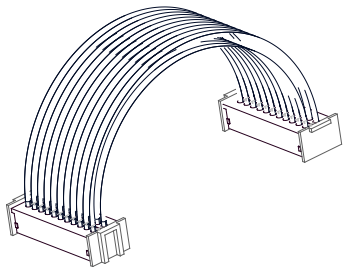
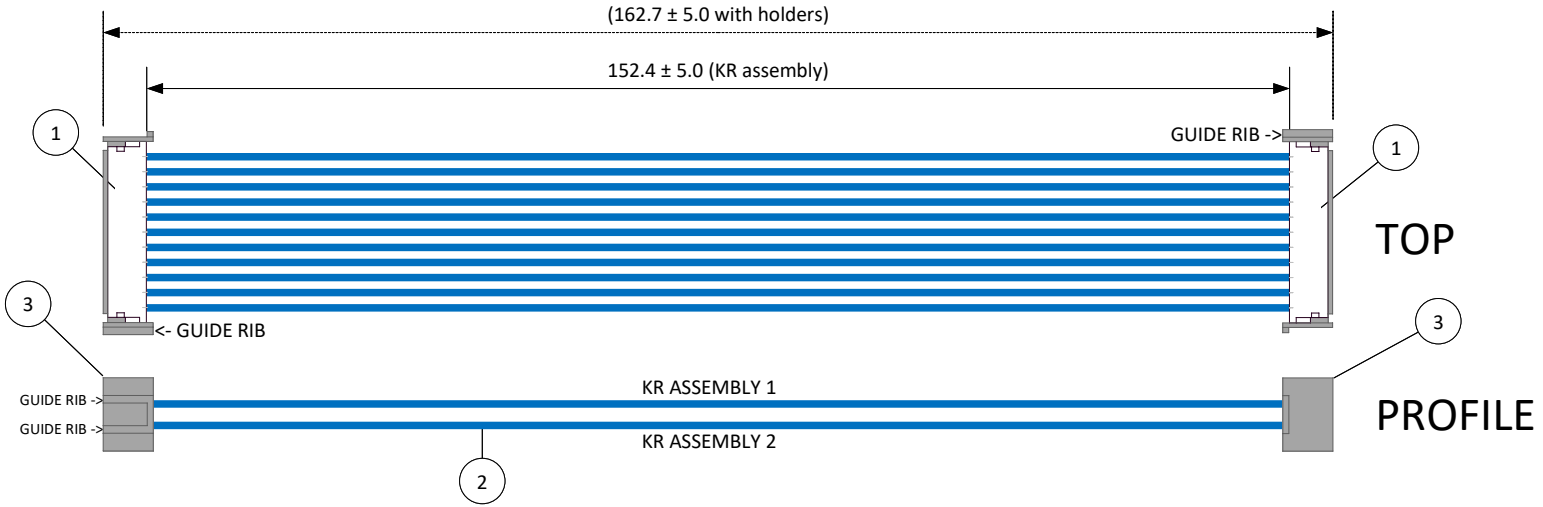



THIS DRAWING CONTAINS INFORMATION THAT IS PROPRIETARY TO J.S.T. AND SHALL NOT BE USED OR SHOWN WITHOUT WRITTEN PERMISSION.

ITEM	QTY.	PART NO.	DESCRIPTION
1	4	11KR-6S-P	KR CONNECTOR
2	3,579 mm	UL1061, 26AWG	BLUE
3	2	KRWH-22C-H	GRAY



REV.	DESCRIPTION	DATE	BY	Electrical Specifications		
				Current: 1.0A AC/DC		
				Voltage: 100V AC/DC		
DIMENSIONS				SCALE	DESCRIPTION	
All dimensions are in MM with a tolerance of +/- 5.0 unless otherwise specified.				1: 1	2.0 mm Pitch KRW Catalog Standard Assembly - 6" Inside Length	
DRAWN BY				ASSEMBLY PART NO.		
STEVEN PILKINGTON				A22KRW22KRW26E152C		
CHECKED BY				DRAWING NO.	DATE	
CHELSEA COLE				GAM-1049	10/21/2021	

4 | 3 | 2 | 1