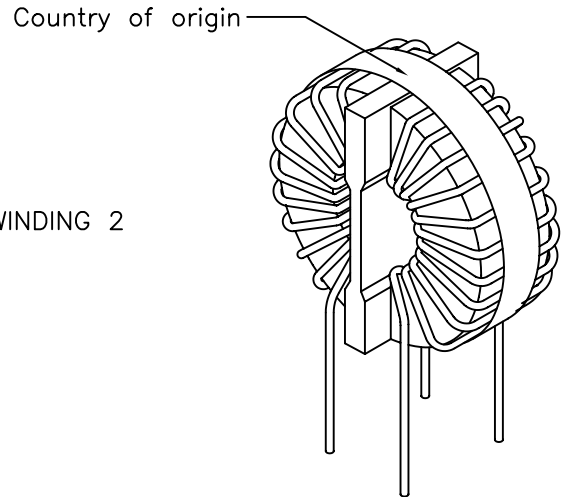
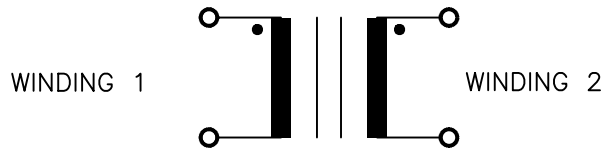


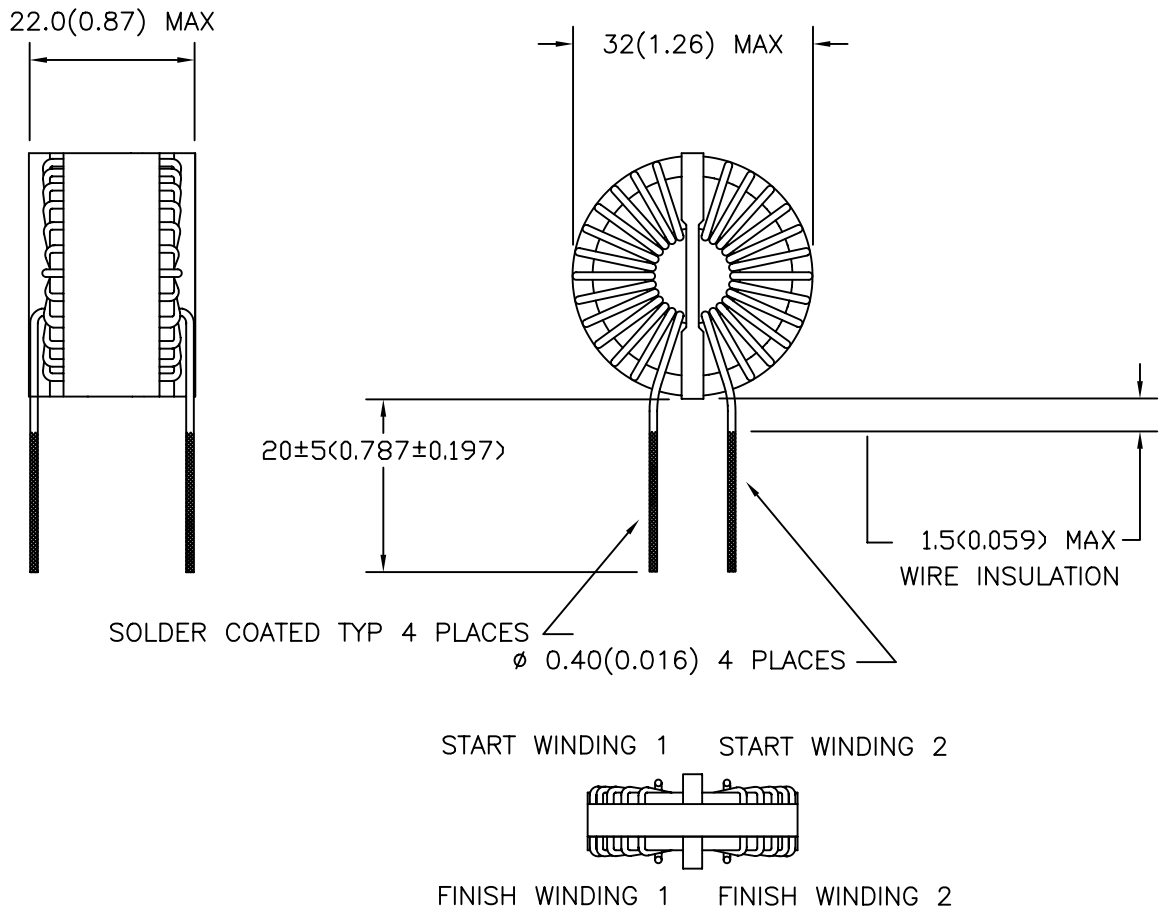
A. Electrical Specifications (@25°C)

1. Rated Voltage; 250V AC 50/60Hz
2. Rated Current; 1A AC
3. Common Mode Inductance (@ 1KHz); 10mH MIN
4. DC Resistance; (each winding) 0.55Ω MAX
6. Insulation Resistance; 100MΩ MIN at 500VDC Winding to Winding, Winding to Core
7. HiPot test; AC 2.0KV 1 minute Winding to Winding, Winding to Core

B. Schematic Diagram;



C. Mechanical Specifications;



PREPARED BY:

D. Rund
ENGINEER:

T. Shiozawa
QUALITY CONTROL:

D. Kelley
APPROVED:

D. Kelley

DWG CONTROL NO. P-A4-12148
ACAD\MISCX\A41121481.DWG

REV -

COIL
COMMON MODE

CMT-03110
MODEL SPECIFICATION

TAMURA CORPORATION OF AMERICA
43352 BUSINESS PARK DRIVE, TEMECULA, CA. 92590-6624
(909) 699-1270 FAX 9096769482

DIM: mm(In) SCL: 1/1 SH: 1 OF 1

PROPRIETARY NOTICE: THIS DRAWING PRINT OR DOCUMENT AND SUBJECT MATTER DISCLOSED HEREIN ARE PROPRIETARY ITEMS TO WHICH TAMURA RETAINS THE EXCLUSIVE RIGHT OF DISSEMINATION, REPRODUCTION, MANUFACTURE AND SALE. THIS DRAWING, PRINT OR DOCUMENT IS SUBMITTED IN CONFIDENCE FOR CONSIDERATION BY THE RECIPIENT ALONE UNLESS PERMISSION FOR FURTHER DISCLOSURE IS EXPRESSLY GRANTED IN WRITING.