

WPD 231 2X95/2X95 GY**Weidmüller Interface GmbH & Co. KG**

Klingenbergstraße 26

D-32758 Detmold

Germany

www.weidmueller.com

Product image**Power feed-in**

Our wide range of W-Series terminal blocks with our WPD main line branch terminals, which are optimised to guarantee both convenience and space gains, ensures a secure and convenient connection at the power feed-in.

General ordering data

| | |
|------------|-----------------------------------------------------------------------------------------------------------|
| Version | W-Series, Distribution block, Rated cross-section: 95 mm ² , Terminal rail / mounting plate |
| Order No. | 2502700000 |
| Type | WPD 231 2X95/2X95 GY |
| GTIN (EAN) | 4050118516524 |
| Qty. | 1 pc(s). |

Creation date January 10, 2022 10:27:12 PM CET

Catalogue status 17.12.2021 / We reserve the right to make technical changes.

WPD 231 2X95/2X95 GY

Weidmüller Interface GmbH & Co. KG

Klingenbergstraße 26

D-32758 Detmold

Germany

www.weidmueller.com

Technical data

Dimensions and weights

| | | | |
|------------|-------|-----------------|------------|
| Depth | 57 mm | Depth (inches) | 2.244 inch |
| Height | 93 mm | Height (inches) | 3.661 inch |
| Width | 47 mm | Width (inches) | 1.85 inch |
| Net weight | 178 g | | |

Temperatures

| | | | |
|----------------------------------|----------------|----------------------------------|--------|
| Storage temperature | -25 °C...55 °C | Continuous operating temp., min. | -50 °C |
| Continuous operating temp., max. | 120 °C | | |

Material data

| | | | |
|---------------------------|-------|--------|------------|
| Material | Wemid | Colour | Light Grey |
| UL 94 flammability rating | V-0 | | |

Rating data IECEx/ATEX

| | | | |
|--------------------------------|--------------------|-------------------------|------------------|
| Certificate No. (ATEX) | CNEX18ATEX0016U | Certificate No. (IECEX) | IECEXNEX18.0010U |
| Max. voltage (ATEX) | 880 V | Current (ATEX) | 232 A |
| Wire cross section max. (ATEX) | 95 mm ² | Max. voltage (IECEX) | 880 V |
| Current (IECEX) | 232 A | | |

System specifications

| | | | |
|-------------------------------------|------------------|--------------------------|----|
| Version | Screw connection | End cover plate required | No |
| Number of potentials | 1 | Number of levels | 1 |
| Number of clamping points per level | 4 | PE connection | No |

Additional technical data

| | | | |
|---------------------|--------------------------------|------------------|---------|
| Installation advice | Terminal rail / mounting plate | Type of mounting | Snap-on |
|---------------------|--------------------------------|------------------|---------|

General

| | | | |
|---------------------|--------------------------------|-----------------|---|
| Installation advice | Terminal rail / mounting plate | Number of poles | 1 |
| Standards | IEC 60947-7-1, UL 1059, CSA | | |

Rating data

| | | | |
|----------------------------------------------|--------------------|---------------------------------|-----------------------------|
| Rated cross-section | 95 mm ² | Rated voltage | 1,000 |
| Rated AC voltage | 1,000 V | Rated DC voltage | 1,000 V DC |
| Rated current | 232 A | Standards | IEC 60947-7-1, UL 1059, CSA |
| Volume resistance according to IEC 60947-7-x | 0.14 mΩ | Rated impulse withstand voltage | 8 kV |
| Power loss in accordance with IEC 60947-7-x | 7.42 W | Pollution severity | 3 |
| Surge voltage category | III | | |

UL rating data

| | |
|-------------------------|--------|
| Certificate No. (cURus) | E60693 |
|-------------------------|--------|

Creation date January 10, 2022 10:27:12 PM CET

WPD 231 2X95/2X95 GY

Weidmüller Interface GmbH & Co. KG

Klingenbergstraße 26

D-32758 Detmold

Germany

www.weidmueller.com

Technical data

Classifications

| | | | |
|-------------|-------------|-------------|-------------|
| ETIM 6.0 | EC000897 | ETIM 7.0 | EC000897 |
| ETIM 8.0 | EC000897 | ECLASS 9.0 | 27-14-11-20 |
| ECLASS 9.1 | 27-14-11-20 | ECLASS 10.0 | 27-14-11-20 |
| ECLASS 11.0 | 27-14-11-20 | | |

Important note

Product information You will find additional information in the downloadsection of the onlinecatalogue

Approvals

Approvals



| | |
|-----------------------|---------|
| ROHS | Conform |
| UL File Number Search | E60693 |

Downloads

| | |
|---------------------------------------------|-------------------------------------------------------------------------------------------------------------------------------------------------------------------------------------------------------------------------------------------------------------------------------------------------------------|
| Approval/Certificate/Document of Conformity | CB Certificate FIMKO certificate EAC EX Certificate CCC Ex Certificate ATEX Certificate IECEX Certificate DNV Certificate CE Declaration of Conformity |
| Engineering Data | CAD data – STEP |
| Engineering Data | EPLAN |
| User Documentation | DATA SHEET WPD 231 StorageConditionsTerminalBlocks NTI WPD 231 |
| Catalogues | Catalogues in PDF-format |

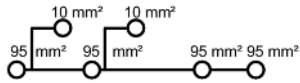
Data sheet

WPD 231 2X95/2X95 GY

Weidmüller Interface GmbH & Co. KG
Klingenbergstraße 26
D-32758 Detmold
Germany

www.weidmueller.com

Drawings



Power feed-in Screw connection

W-Series

WPD 131 1X95/1X95 GY



| | |
|-------------------------------|-------------------|
| Width / Height / Depth | mm |
| max. current / max. conductor | A/mm ² |
| max. clamping range | mm ² |

Technical data

| | | |
|------------------------------------------------------|----------------------------------------|-----------------|
| Rated data | | |
| Rated voltage | | V |
| Rated current | | A |
| for wire cross-section | 95 mm ² | mm ² |
| | Auxiliary connection 6 mm ² | mm ² |
| Rated impulse withstand voltage / Pollution severity | | |
| Overvoltage category / UL 94 flammability rating | | |
| Approvals | | |
| Clamped conductors (H05V/H07V) | | |
| Solid / Stranded | 95 mm ² | mm ² |
| | Auxiliary connection 6 mm ² | mm ² |
| Flexible with ferrule | 95 mm ² | mm ² |
| | Auxiliary connection 6 mm ² | mm ² |
| Stripping length / Blade size | 95 mm ² | mm/- |
| | Auxiliary connection 6 mm ² | mm/- |
| Tightening torque | | Nm |
| Note | | |

Ordering data

| | |
|----------------|------------|
| Version | |
| | light grey |
| | blue |
| | green |
| | brown |
| | black |
| Note | |

Accessories

| | |
|-------------------------------|------------|
| Protective cover | light grey |
| End bracket | grey |
| | black |
| Screwdriver | SET |
| Identification systems | |

WPD 131

95 mm²



| | |
|--------------|--------------------|
| 28 / 57 / 93 | 10 mm ² |
| 232 / 95 | 95 mm ² |
| 10...95 | 95 mm ² |

IEC 60947-7-1

| IEC | UL | CSA | EN 60079-7 |
|-----------|-------------|-------------|------------|
| 1000 | 1000 | 1000 | 880 |
| 232 | 200 | 200 | 232 |
| 95 | AWG 8...3/0 | AWG 8...3/0 | 95 |
| 6 | AWG 16...8 | AWG 16...8 | 6 |
| 8 kV / 3 | | | |
| III / V-0 | | | |

Bemessungsanschluss

| | |
|-----------------------------|--|
| 10...95 / 10...95 | |
| 1.5...10 / 1.5...10 | |
| 16...70 | |
| 1.5...6 | |
| 26 / M14 (SW 6) | |
| 10 / M4 (+/- PZ2) | |
| siehe Anhang am Kapitelende | |

| Type | Qty. | Order No. |
|----------------------|------|------------|
| WPD 131 1X95/1X95 GY | 2 | 2503090000 |
| WPD 131 1X95/1X95 BL | 2 | 2502660000 |
| WPD 131 1X95/1X95 GN | 2 | 2502670000 |
| WPD 131 1X95/1X95 BN | 2 | 2502680000 |
| WPD 131 1X95/1X95 BK | 2 | 2502690000 |

| Type | Qty. | Order No. |
|-------------------|------|------------|
| WPDPC X31 GY | 20 | 2503370000 |
| WEW 35/2 GR 7042 | 100 | 1859200000 |
| AEB 35 SC/1 BK | 50 | 2475310000 |
| SK WSD-S 1,5-10,0 | 1 | 9008850000 |
| DEK 5/5 MC NE WS | 1000 | 1609801044 |
| WS 8/5 MM WS | 800 | 2007150000 |

WPD 231

95 mm²



| | |
|--------------|--------------------|
| 47 / 57 / 93 | 10 mm ² |
| 232 / 95 | 95 mm ² |
| 10...95 | 95 mm ² |

IEC 60947-7-1

| IEC | UL | CSA | EN 60079-7 |
|-----------|-------------|-------------|------------|
| 1000 | 1000 | 1000 | 880 |
| 464 | 200 | 200 | 232 |
| 95 | AWG 8...3/0 | AWG 8...3/0 | 95 |
| 6 | AWG 16...8 | AWG 16...8 | 6 |
| 8 kV / 3 | | | |
| III / V-0 | | | |





Bemessungsanschluss





| | |
|-----------------------------|--|
| 10...95 / 10...95 | |
| 1.5...10 / 1.5...10 | |
| 16...70 | |
| 1.5...6 | |
| 26 / M14 (SW 6) | |
| 10 / M4 (+/- PZ2) | |
| siehe Anhang am Kapitelende | |

| Type | Qty. | Order No. |
|----------------------|------|------------|
| WPD 231 2X95/2X95 GY | 1 | 2502700000 |
| WPD 231 2X95/2X95 BL | 1 | 2502710000 |
| WPD 231 2X95/2X95 GN | 1 | 2502720000 |
| WPD 231 2X95/2X95 BN | 1 | 2502730000 |
| WPD 231 2X95/2X95 BK | 1 | 2502740000 |



| Type | Qty. | Order No. |
|-------------------|------|------------|
| WPDPC X31 GY | 20 | 2503370000 |
| WEW 35/2 GR 7042 | 100 | 1859200000 |
| AEB 35 SC/1 BK | 50 | 2475310000 |
| SK WSD-S 1,5-10,0 | 1 | 9008850000 |
| DEK 5/5 MC NE WS | 1000 | 1609801044 |
| WS 8/5 MM WS | 800 | 2007150000 |



Conductor connection data according to IEC 60947-7-1 (Cu), UL 1059 (AL+Cu)

| Input (x1) / Output (x1) | Copper | | Aluminium | |
|--------------------------------------------------------|-----------------------------------------------------------------------------------|-----------------------------------------------------------------------------------|-----------------------------------------------------------------------------------|-----------------------------------------------------------------------------------|
| |  |  |  |  |
| 95 mm ² | 19 Nm | 19 Nm | 22,6 Nm | 22,6 Nm |
| 70 mm ² | | | | |
| 50 mm ² | | | | |
| 35 mm ² | | | | |
| 25 mm ² | 14 Nm | 14 Nm | | |
| 16 mm ² | | | | |
| 10 mm ² | | | | |
| max. current with 2 x 95 mm ² (acc. to IEC) | 464 A | | 200 A | |
| Stripping lengths | 26 mm | | | |
| Allen screw | M14 (SW 6 mm) | | | |

| Input (x1) / Output (x1) | Copper | | Aluminium | |
|-----------------------------------------------------|-------------------------------------------------------------------------------------|-------------------------------------------------------------------------------------|-------------------------------------------------------------------------------------|-------------------------------------------------------------------------------------|
| |  |  |  |  |
| AWG 3/0 | 200Lb In. | 200Lb In. | 200Lb In. | 123.9Lb In. |
| AWG 2/0 | | | | |
| AWG 1/0 | | | | |
| AWG 2 | | | | |
| AWG 4 | 200Lb In. | 200Lb In. | | |
| AWG 6 | | | | |
| AWG 8 | | | | |
| max. current at 1 x 95 mm ² (acc. to UL) | | | | |
| Stripping lengths | 26 mm | | | |
| Allen screw | M14 (SW 6 mm) | | | |

Auxiliary connection

| | Copper | |
|---------------------|-----------------------------------------------------------------------------------|-----------------------------------------------------------------------------------|
| |  |  |
| 10 mm ² | 1,2 Nm | 1,2 Nm |
| 6 mm ² | | |
| 4 mm ² | | |
| 2.5 mm ² | | |
| 1.5 mm ² | | |
| max. current | 57 A | |
| Stripping lengths | 10 mm | |
| screw | M4 (+/-PZ2) | |

| | Copper | |
|-------------------|-------------------------------------------------------------------------------------|-------------------------------------------------------------------------------------|
| |  |  |
| AWG 8 | 20.3Lb In. | 20.3Lb In. |
| AWG 10 | | |
| AWG 12 | | |
| AWG 14 | | |
| AWG 16 | | |
| max. current | 57 A | |
| Stripping lengths | 10 mm | |
| screw | M4 (+/-PZ2) | |



Diagrams

