

Surge protection device - UBK 2-500 - 2798530

Please be informed that the data shown in this PDF Document is generated from our Online Catalog. Please find the complete data in the user's documentation. Our General Terms of Use for Downloads are valid (<http://phoenixcontact.com/download>)



DIN rail module with coarse surge protection for two signal wires. Self-contacting grounding foot for mounting on NS 32 or NS 35/7.5, housing width: 17.5 mm. Design: 500 V AC

The illustration shows version UBK 2-110



Key commercial data

Packing unit	1 pc
GTIN	 4 017918 073800
Weight per Piece (excluding packing)	60.01 GRM
Custom tariff number	85363010
Country of origin	Greece

Technical data

Dimensions

Height	90 mm
Width	17.5 mm
Depth	46 mm

Ambient conditions

Ambient temperature (operation)	-40 °C ... 80 °C
Degree of protection	IP20

General

Housing material	PA 6.6
Inflammability class according to UL 94	V2
Color	black
Standards for air and creepage distances	IEC 60664-1

Surge protection device - UBK 2-500 - 2798530

Technical data

General

Type	Rail-mountable module, one-piece
Direction of action	Line-Earth Ground

Protective circuit

IEC test classification	C2 + D1
VDE requirement class	C2 + D1
Nominal voltage U_N	500 V AC
Maximum continuous voltage U_C (wire-ground)	500 V AC
Nominal current I_N	2 A
Operating effective current I_C at U_C	$\leq 1 \mu\text{A}$
Residual current I_{PE}	$\leq 1 \mu\text{A}$
Nominal discharge current I_n (8/20) μs (Core-Earth)	10 kA
Impulse discharge current (10/350) μs , peak value I_{imp}	2.5 kA
Output voltage limitation at 1 kV/ μs (Core-Core) static	$\leq 2.5 \text{ kV}$
Output voltage limitation at 1 kV/ μs (Core-Earth) static	$\leq 1.5 \text{ kV}$
Voltage protection level U_P (Core-Core)	3.5 kV (C2 (10 kV/5 kA))
Voltage protection level U_P (Core-Earth)	2.2 kV (C2 (10 kV/5 kA))
Response time t_A (Core-Core)	$\leq 100 \text{ ns}$
Response time t_A (Core-Earth)	$\leq 100 \text{ ns}$
Input attenuation aE, asym.	0 dB (Up to 30 MHz in 150 Ohm system)
Cut-off frequency f_g (3 dB), sym. in 150 Ohm system	< 60 MHz
Capacity (Core-Core)	< 7 pF
Surge protection fault message	None
Max. required back-up fuse	2 A (gL)

Connection data

Screw thread	M3
Stripping length	8 mm
Conductor cross section stranded min.	0.2 mm ²
Conductor cross section stranded max.	2.5 mm ²
Conductor cross section solid min.	0.2 mm ²
Conductor cross section solid max.	4 mm ²
Conductor cross section AWG/kcmil min.	24
Conductor cross section AWG/kcmil max	12

Connection, equipotential bonding

Stripping length	8 mm
Conductor cross section stranded min.	0.2 mm ²

Surge protection device - UBK 2-500 - 2798530

Technical data

Connection, equipotential bonding

Conductor cross section stranded max.	2.5 mm ²
Conductor cross section solid min.	0.2 mm ²
Conductor cross section solid max.	4 mm ²
Conductor cross section AWG/kcmil min.	24
Conductor cross section AWG/kcmil max	12

Classifications

eCl@ss

eCl@ss 4.0	27140201
eCl@ss 4.1	27130801
eCl@ss 5.0	27130801
eCl@ss 5.1	27130801
eCl@ss 6.0	27130807
eCl@ss 7.0	27130807
eCl@ss 8.0	27130807

ETIM

ETIM 2.0	EC000943
ETIM 3.0	EC000943
ETIM 4.0	EC000943
ETIM 5.0	EC000943

UNSPSC

UNSPSC 6.01	30212010
UNSPSC 7.0901	39121610
UNSPSC 11	39121610
UNSPSC 12.01	39121610
UNSPSC 13.2	39121620

Approvals

Approvals

Approvals

GOST


Surge protection device - UBK 2-500 - 2798530

Approvals

Ex Approvals

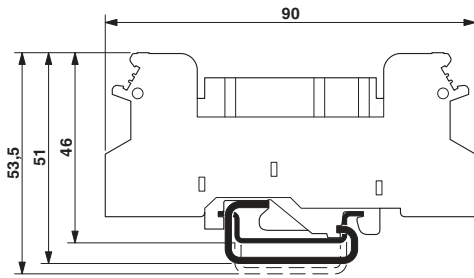
Approvals submitted

Approval details

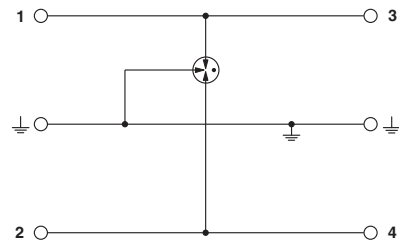


Drawings

Dimensioned drawing

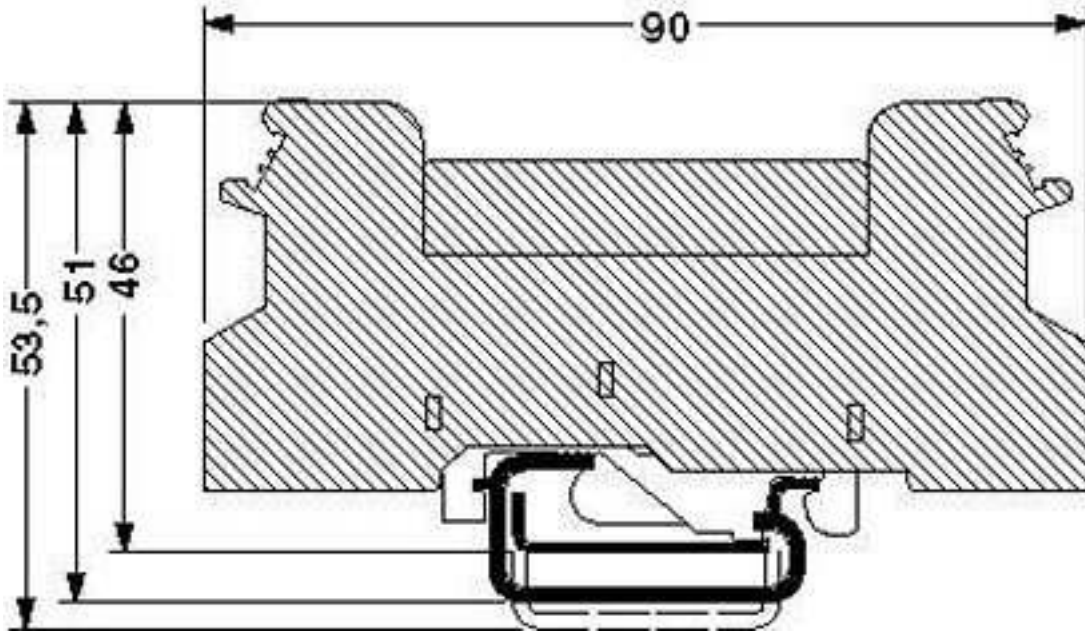


Circuit diagram



Surge protection device - UBK 2-500 - 2798530

Dimensioned drawing



Circuit diagram

