

Network cable - NBC-FSD/10,0-93E/R4QC SCO - 1407399

Please be informed that the data shown in this PDF Document is generated from our Online Catalog. Please find the complete data in the user's documentation. Our General Terms of Use for Downloads are valid (<http://download.phoenixcontact.com>)



Network cable, Ethernet CAT5 (100 Mbps), Ethernet CAT5e (100 Mbps), 4-position, PUR, water blue RAL 5021, shielded, Plug Straight RJ45 Push Pull / IP67, on Socket Straight M12 SPEEDCON / IP67, Coding: D, Cable length: 10 m



Key commercial data

Packing unit	1 pc
Custom tariff number	85444210
Country of origin	Poland

Technical data

Dimensions

Length of cable	10 m
-----------------	------

Ambient conditions

Degree of protection	IP65 (M12 connector)
	IP67 (M12 connector)
	IP67 (RJ45 connector)

General data

Rated current at 40°C	1 A
Rated voltage	50 V
Number of positions	4
Signal type/category	Ethernet CAT5 (IEC 11801:2002), 100 Mbps
	Ethernet CAT5e (TIA 568B:2001), 100 Mbps
Standards/regulations	M12 connector IEC 61076-2-101

Characteristics head 1

Head type	Plug Straight RJ45 Push Pull / IP67
No. of positions (pin connector pattern)	4 (8)

Network cable - NBC-FSD/10,0-93E/R4QC SCO - 1407399

Technical data

Characteristics head 1

Color	black
Material (component)	CuSn (Contact)
	Ni/Au (Contact surface)
	PC (Contact carriers)
	PA GF (Housing)
Insertion/withdrawal cycles	≥ 750
Ambient temperature (operation)	-40 °C ... 70 °C

Characteristics head 2

Head type	Socket Straight M12 SPEEDCON / IP67
No. of positions (pin connector pattern)	4
Coding	D (Data)
Color	black
Material (component)	CuZn (Contact)
	Ni/Au (Contact surface)
	TPU GF (Contact carriers)
	TPU, hardly inflammable, self-extinguishing (Grip)
	Zinc die-cast, nickel-plated (Screw connection)
Contact resistance	≤ 5 mΩ
Insulation resistance	≥ 100 MΩ
Insertion/withdrawal cycles	≥ 100
Torque	0.4 Nm
Ambient temperature (operation)	-25 °C ... 90 °C

Cable

Cable type	PUR ETHERNET 2x2 FLEX
Cable type (abbreviation)	93E
UL AWM style	20963 (80°C/30 V)
Signal type/category	Ethernet CAT5 (IEC 11801:2002), 100 Mbps
	Ethernet CAT5e (TIA 568B:2001), 100 Mbps
Cable structure	2x2xAWG26/7; SF/UTP
Conductor cross section	2x 2x 0.14 mm ²
AWG signal line	26
Conductor structure signal line	7x 0.16 mm
Core diameter including insulation	0.98 mm
Wire colors	white/orange-orange, white/green-green
Twisted pairs	2 cores to the pair
Overall twist	Two pairs with two fillers to the core

Network cable - NBC-FSD/10,0-93E/R4QC SCO - 1407399

Technical data

Cable

Shielding	Aluminum-coated foil, tinned copper braided shield
Optical shield covering	70 %
External sheath, color	water blue RAL 5021
External cable diameter D	6.4 mm ±0.2 mm
Minimum bending radius, fixed installation	4 x D
Minimum bending radius, flexible installation	8 x D
Tensile strength short-term/long-term	≤ 80N
Cable weight	42 kg/km
Outer sheath, material	PUR
Material conductor insulation	Foamed PE
Conductor material	Bare Cu litz wires
Insulation resistance	≥ 500 MΩ*km (at 20 °C)
Conductor resistance	≤ 290000000 Ω/km (at 20 °C)
Working capacitance	45 nF (At 1 kHz)
Wave impedance	100 Ω ±5 Ω (at 100 MHz)
Signal runtime	5.3 ns/m
Nominal voltage, cable	≤ 100 V
	300 V (Outer cable sheath)
Test voltage Core/Core	700 V (50 Hz, 1 min.)
Test voltage Core/Shield	700 V (50 Hz, 1 min.)
Flame resistance	IEC 60332-1-2
Halogen-free	According to IEC 60754-1
Resistance to oil	in accordance with DIN EN 60811-2-1
Ambient temperature (operation)	-40 °C ... 80 °C (cable, fixed installation)
	-20 °C ... 80 °C (cable, flexible installation)
Ambient temperature (installation)	-20 °C ... 80 °C
Ambient temperature (storage/transport)	-20 °C ... 80 °C

Classifications

eCl@ss

eCl@ss 4.0	27060306
eCl@ss 4.1	27060306
eCl@ss 5.0	27061801
eCl@ss 5.1	27061801
eCl@ss 6.0	27061801
eCl@ss 7.0	27061801

Network cable - NBC-FSD/10,0-93E/R4QC SCO - 1407399

Classifications

eCl@ss

eCl@ss 8.0	27061801
------------	----------

ETIM

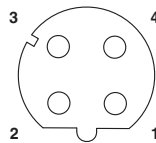
ETIM 3.0	EC001855
ETIM 4.0	EC001855
ETIM 5.0	EC001855

UNSPSC

UNSPSC 6.01	31251501
UNSPSC 7.0901	31251501
UNSPSC 11	31251501
UNSPSC 12.01	31251501
UNSPSC 13.2	31251501

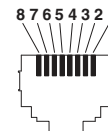
Drawings

Schematic diagram



Pin assignment M12 socket, 4-pos., D-coded, female side

Schematic diagram



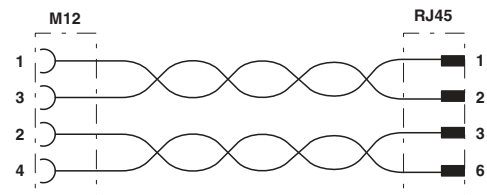
Connector pin assignment plug RJ45

Cable cross section



PUR ETHERNET 2x2 FLEX [93E]

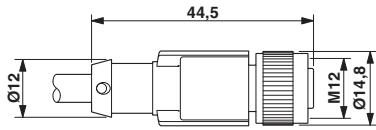
Circuit diagram



Contact assignment of the M12 socket and the RJ45 plug

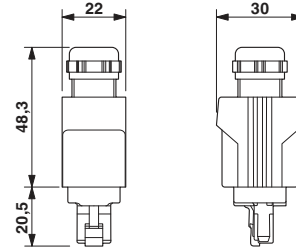
Network cable - NBC-FSD/10,0-93E/R4QC SCO - 1407399

Dimensioned drawing



M12 x 1 socket, straight, shielded

Dimensioned drawing



RJ45 Push-Pull connector, IP67