




- NOTES:
- MATERIALS:
 CHANNEL & MOUNTING STRIPS - ALUMINUM, BLACK ANODIZED
 MODULAR INSERT - THERMOPLASTIC, BLACK
 MODULAR INSERT SCREWS - STEEL, NICKEL PLATED
 MARKING STRIP COVERS - POLYCARBONATE, CLEAR
 MARKING STRIP SHEET - VINYL, WHITE
 JACK FRAME - STEEL, NICKEL PLATED
 JACK BUSHING - BRASS, NICKEL PLATED

- MARKING STRIP SHEET SHIPPED UNASSEMBLED.
- THESE PRODUCTS ARE RoHS COMPLIANT.

PART NUMBER	PART REV.	JACK PART NUMBER
JP012S32AX	A	MT332AX
JP012S32BX	A	MT332BX
JP012S34BX	A	MT334BX

CUSTOMER DRAWING

JACK CIRCUITRY			
2 CONDUCTOR		3 CONDUCTOR	
 MT332AX	JP012S32AX SINGLE CLOSED CIRCUIT (J4)	 MT334BX	JP012S34BX DOUBLE CLOSED CIRCUIT (J7)
		 MT332BX	JP012S32BX DOUBLE OPEN CIRCUIT (J2)

REV	ECO NUMBER	DATE	BY	APVD
A	27373	10-3-14	TO	TJK
REVISIONS				

★ STAR SYMBOL DENOTES CRITICAL DIMENSION

UNLESS OTHERWISE SPECIFIED

- ALL DIMENSIONS IN INCHES
 - TWO PLACE DECIMALS ±0.01
 - THREE PLACE DECIMALS ±0.005
 - ANGLES ±1°
 - ALL DIA. CONCENTRIC WITHIN 0.005 T.I.R.
- FEATURES ON THE SAME CENTERLINE
 MUST BE ALIGNED WITHIN ±0.002
- REMOVE ALL BURRS

DO NOT SCALE DRAWING

THIS DRAWING DESCRIBES A DESIGN CONSIDERED PROPRIETARY IN NATURE, DEVELOPED AND MANUFACTURED BY SWITCHCRAFT INC. AND IS RELEASED ON A CONFIDENTIAL BASIS FOR IDENTIFICATION PURPOSES ONLY.									
SIZE	WIDTH	MULT	LBS/M	TEMPER					
FINISH					MATERIAL				
SPEC No.					SPEC No.				
FIRST USED ON				SCALE					
				1:2					
DATE DRAWN	BY	CHKD	APVD						
20-Apr-16	TO	TO	TJK						
			4-20-16						
NAME									
JACK PANEL ASSEMBLY, RoHS								PART No.	
								JP012000X_SERIES	
SHEET OF									
REV									
A									