

SPTAF 1/10-3,5-EL RD - PCB terminal block



1075759

<https://www.phoenixcontact.com/us/products/1075759>

Please be informed that the data shown in this PDF document is generated from our online catalog. Please find the complete data in the user documentation. Our general terms of use for downloads are valid.



PCB terminal block, nominal current: 16 A, rated voltage (III/2): 160 V, nominal cross section: 1.5 mm², number of rows: 1, number of positions per row: 10, product range: SPTAF 1/..-EL, pitch: 3.5 mm, connection method: Push-in spring connection, mounting: Wave soldering, conductor/PCB connection direction: 45 °, color: red, Pin layout: Linear pinning, Solder pin [P]: 2.6 mm, number of solder pins per potential: 2, type of packaging: packed in cardboard

Your advantages

- Time saving push-in connection, tools not required
- Defined contact force ensures that contact remains stable over the long term
- Finger-operated release button for very convenient operation
- Small component size for applications where space is at a premium
- Quick and convenient testing using integrated test option

Commercial data

Item number	1075759
Packing unit	1 pc
Minimum order quantity	70 pc
Note	Made to order (non-returnable)
Sales key	AA12
Product key	AALBGH
GTIN	4055626782201
Weight per piece (including packing)	5.074 g
Weight per piece (excluding packing)	5.074 g
Customs tariff number	85369010
Country of origin	PL

SPTAF 1/10-3,5-EL RD - PCB terminal block



1075759

<https://www.phoenixcontact.com/us/products/1075759>

Technical data

Product properties

Product line	COMBICON Terminals S
Product type	Printed circuit board terminal
Product family	SPTAF 1/...-EL
Number of positions	10
Pitch	3.5 mm
Number of rows	1
Pin layout	Linear pinning
Solder pins per potential	2

Electrical properties

Nominal current I_N	16 A
Nominal voltage U_N	160 V
Degree of pollution	3
Rated voltage (III/3)	160 V
Rated surge voltage (III/3)	2.5 kV
Rated voltage (III/2)	160 V
Rated surge voltage (III/2)	2.5 kV
Rated voltage (II/2)	320 V
Rated surge voltage (II/2)	2.5 kV

Connection data

Connection technology

Nominal cross section	1.5 mm ²
-----------------------	---------------------

Conductor connection

Connection method	Push-in spring connection
Conductor cross section rigid	0.2 mm ² ... 1.5 mm ² (When connecting and possibly adjusting a solid conductor of 1.5 mm ² , the mechanical lateral forces, which can affect the terminal block, have to be absorbed by lateral support.) 0.34 mm ² ... 1.5 mm ² (Push-in connection)
Conductor cross section flexible	0.2 mm ² ... 1.5 mm ²
Conductor cross section AWG	24 ... 16
Conductor cross section flexible, with ferrule without plastic sleeve	0.25 mm ² ... 0.75 mm ² (Conductor connection with open terminal point) 0.5 mm ² ... 0.75 mm ² (Push-in connection)
Conductor cross section, flexible, with ferrule, with plastic sleeve	0.25 mm ² ... 0.75 mm ² (Conductor connection with open terminal point) 0.5 mm ² ... 0.75 mm ² (Push-in connection)
Stripping length	8 mm

Mounting

SPTAF 1/10-3,5-EL RD - PCB terminal block

1075759

<https://www.phoenixcontact.com/us/products/1075759>

Mounting type	Wave soldering
Pin layout	Linear pinning
Connection method	Push-in spring connection

Material specifications

Material data - contact

Note	WEEE/RoHS-compliant, free of whiskers according to IEC 60068-2-82/JEDEC JESD 201
Contact material	Cu alloy
Surface characteristics	hot-dip tin-plated
Metal surface terminal point (top layer)	Tin (2 - 4 μm Sn)
Metal surface soldering area (top layer)	Tin (2 - 4 μm Sn)

Material data - housing

Color (Housing)	red (3001)
Insulating material	PA
Insulating material group	I
CTI according to IEC 60112	600
Flammability rating according to UL 94	V0
Glow wire flammability index GWFI according to EN 60695-2-12	850
Glow wire ignition temperature GWIT according to EN 60695-2-13	775
Temperature for the ball pressure test according to EN 60695-10-2	125 °C

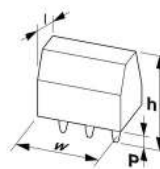
Material data – actuating element

Color (Actuating element)	orange (2003)
Insulating material	PBT
Insulating material group	IIIa
CTI according to IEC 60112	275
Flammability rating according to UL 94	V0

Notes

Note on application	Maximum permissible outer diameter of the wire insulation ≤ 3 mm
---------------------	---

Dimensions

Dimensional drawing	
Pitch	3.5 mm
Width [w]	36.5 mm
Height [h]	12.8 mm

SPTAF 1/10-3,5-EL RD - PCB terminal block



1075759

<https://www.phoenixcontact.com/us/products/1075759>

Length [L]	11 mm
Installed height	10.2 mm
Solder pin length [P]	2.6 mm
Pin dimensions	0.75 x 0.3 mm

PCB design

Pin spacing	5 mm
Hole diameter	1.1 mm

Mechanical tests

Test for conductor damage and slackening

Specification	IEC 60999-1:1999-11
Result	Test passed

Repeated connection and disconnection

Specification	IEC 60999-1:1999-11
Result	Test passed

Pull-out test

Specification	IEC 60999-1:1999-11
Conductor cross section/conductor type/tractive force setpoint/actual value	0.2 mm ² / solid / > 10 N
	0.25 mm ² / flexible / > 10 N
	1.5 mm ² / solid / > 40 N
	1.5 mm ² / flexible / > 40 N

Electrical tests

Temperature-rise test

Specification	IEC 60947-7-4:2013-08
Requirement temperature-rise test	The sum of ambient temperature and temperature rise of the PCB terminal block shall not exceed the upper limiting temperature.

Short-time withstand current

Specification	IEC 60947-7-4:2013-08
---------------	-----------------------

Insulation resistance

Specification	IEC 60512-3-1:2002-02
Insulation resistance, neighboring positions	> 5 MΩ

Air clearances and creepage distances |

Specification	IEC 60947-1:2007-06 + A1:2010-12
Insulating material group	I
Comparative tracking index (IEC 60112)	CTI 600
Rated insulation voltage (III/3)	160 V
Rated surge voltage (III/3)	2.5 kV
minimum clearance value - non-homogenous field (III/3)	1.5 mm
minimum creepage distance (III/3)	2 mm

SPTAF 1/10-3,5-EL RD - PCB terminal block



1075759

<https://www.phoenixcontact.com/us/products/1075759>

Rated insulation voltage (III/2)	160 V
Rated surge voltage (III/2)	2.5 kV
minimum clearance value - non-homogenous field (III/2)	1.5 mm
minimum creepage distance (III/2)	0.8 mm
Rated insulation voltage (II/2)	320 V
Rated surge voltage (II/2)	2.5 kV
minimum clearance value - non-homogenous field (II/2)	1.5 mm
minimum creepage distance (II/2)	1.6 mm

Environmental and real-life conditions

Vibration test

Specification	IEC 60068-2-6:2007-12
Frequency	10 - 150 - 10 Hz
Sweep speed	1 octave/min
Amplitude	0.35 mm (10 Hz ... 60.1 Hz)
Sweep speed	5g (60.1 Hz ... 150 Hz)
Test duration per axis	2.5 h

Glow-wire test

Specification	IEC 60695-2-10:2013-04
Temperature	850 °C
Time of exposure	5 s

Aging

Specification	IEC 60947-7-4:2013-08
---------------	-----------------------

Ambient conditions

Ambient temperature (operation)	-40 °C ... 100 °C (dependent on the derating curve)
Ambient temperature (storage/transport)	-40 °C ... 70 °C
Relative humidity (storage/transport)	30 % ... 70 %
Ambient temperature (assembly)	-5 °C ... 100 °C

Packaging specifications

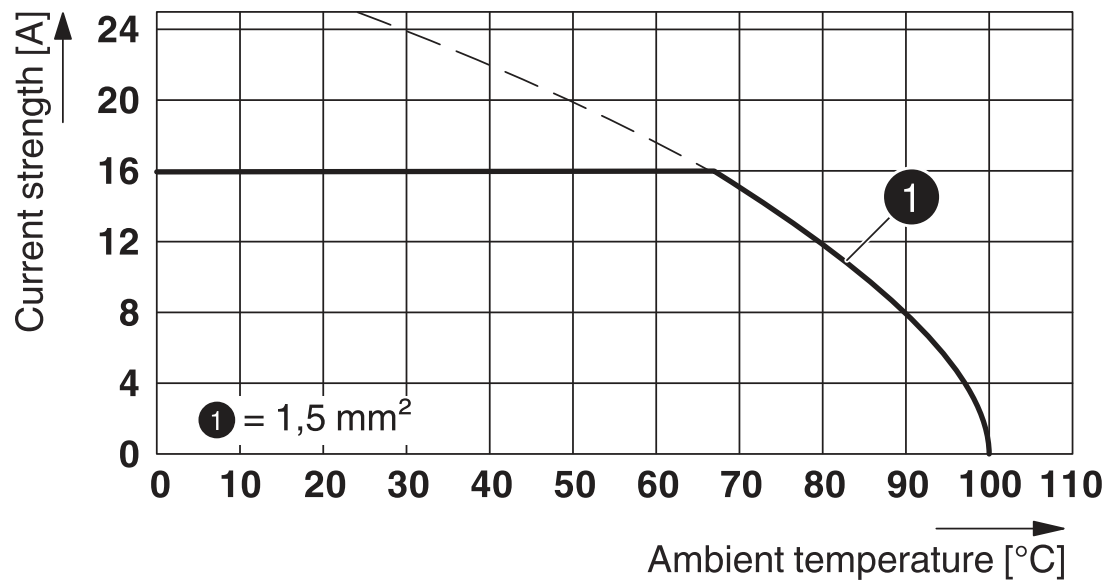
Type of packaging	packed in cardboard
-------------------	---------------------

1075759

<https://www.phoenixcontact.com/us/products/1075759>

Drawings

Diagram



Type: SPTAF 1/...-3,5-IL(EL)

SPTAF 1/10-3,5-EL RD - PCB terminal block





1075759


<https://www.phoenixcontact.com/us/products/1075759>

Approvals

To download certificates, visit the product detail page: <https://www.phoenixcontact.com/us/products/1075759>

 cULus Recognized Approval ID: E60425-20061129				
	Nominal voltage U_N	Nominal current I_N	Cross section AWG	Cross section mm^2
Use group B	300 V	8 A	24 - 16	-
Use group D	300 V	8 A	24 - 16	-

 EAC Approval ID: B.01687				
--	--	--	--	--

 VDE Zeichengenehmigung Approval ID: 40047107				
	Nominal voltage U_N	Nominal current I_N	Cross section AWG	Cross section mm^2
	160 V	16 A	-	0.2 - 1.5

SPTAF 1/10-3,5-EL RD - PCB terminal block



1075759

<https://www.phoenixcontact.com/us/products/1075759>

Classifications

ECLASS

ECLASS-11.0	27460101
ECLASS-12.0	27460101
ECLASS-13.0	27460101

ETIM

ETIM 8.0	EC002643
----------	----------

UNSPSC

UNSPSC 21.0	39121400
-------------	----------

SPTAF 1/10-3,5-EL RD - PCB terminal block



1075759

<https://www.phoenixcontact.com/us/products/1075759>

Environmental product compliance

China RoHS	Environmentally friendly use period: unlimited = EFUP-e
	No hazardous substances above threshold values

Phoenix Contact 2023 © - all rights reserved
<https://www.phoenixcontact.com>

Phoenix Contact USA
586 Fulling Mill Road
Middletown, PA 17057, United States
(+717) 944-1300
info@phoenixcon.com