

165143 ✓ ACTIVE

PLASTI-GRIP

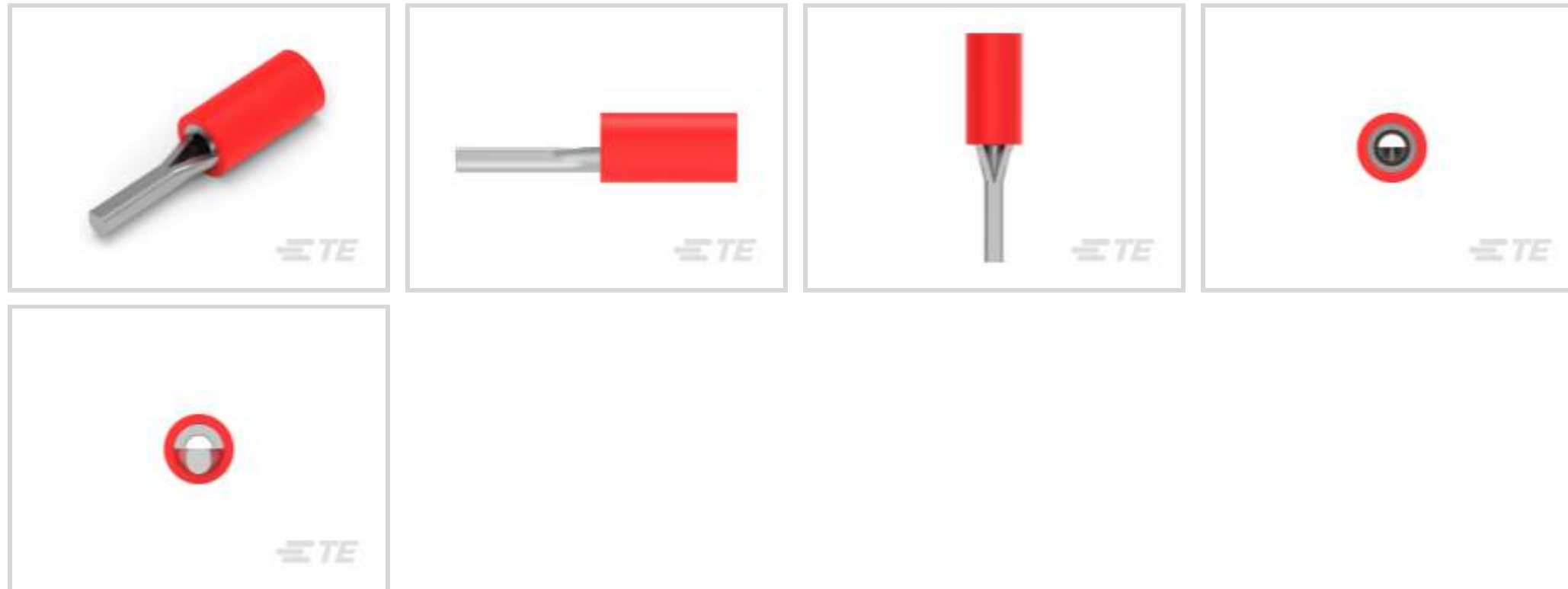
TE Internal #: 165143

Crimp Wire Pins, Tabs & Ferrules, Wire Pin, Mating Pin Diameter 1.78 mm [.07 in], 22 – 16 AWG Wire Size, .3 – 1.42 mm² Wire Size, PLASTI-GRIP

[View on TE.com >](#)



Terminals & Splices > Crimp Wire Pins, Tabs & Ferrules



Crimp Wire Terminal Type: **Wire Pin**

Mating Pin Diameter: **1.78 mm [.07 in]**

Compatible Insulation Diameter Range: **2.67 – 3.36 mm, 3.71 mm [.105 – .14 in, .146 in]**

Wire Size: **.3 – 1.42 mm²**

Features

Product Type Features

Sealable	No
Compatible With Discrete Wire Type	Stranded
Wire Insulation Support Retention Type	Insulation Support

Configuration Features

Compatible With Wire & Cable Type	Discrete Wire
-----------------------------------	---------------

Body Features

Sleeve Material	PVC
Insulation Material	PVC
Primary Product Color	Red

Contact Features

Contact Mating Area Length	6.7 mm[.26 in]
Contact Fabrication	Stamped & Formed
Crimp Wire Terminal Type	Wire Pin
Mating Pin Diameter	1.78 mm[.07 in]



Barrel Type	Closed
Terminal Plating Material	Tin
Contact Shape & Form	Round
Terminal Orientation	Straight

Mechanical Attachment

Wire Insulation Support	Without
-------------------------	---------

Dimensions

DIN Wire Size	.5 – 1 mm ²
Compatible Insulation Diameter Range	2.67 – 3.36 mm, 3.71 mm [.105 – .14 in][.146 in]
Wire Size	509 – 3260 CMA
Barrel Inside Diameter	3.7 mm [.145 in]
Terminal Material Thickness	.79 mm [.031 in]
Overall Product Length	20.7 mm [.81 in]

Usage Conditions

Insulation Option	Partially Insulated
Operating Temperature Range	105 °C [221 °F]

Packaging Features

Packaging Quantity	1000
Packaging Method	Box

Product Compliance









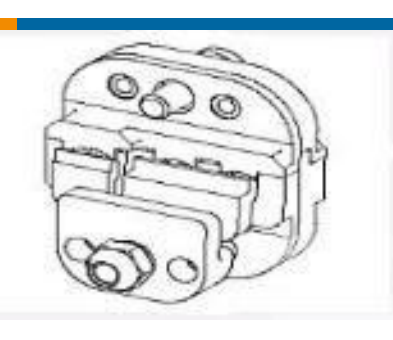





[For compliance documentation, visit the product page on TE.com>](#)

EU RoHS Directive 2011/65/EU	Compliant
EU ELV Directive 2000/53/EC	Compliant
China RoHS 2 Directive MIIT Order No 32, 2016	No Restricted Materials Above Threshold
EU REACH Regulation (EC) No. 1907/2006	Current ECHA Candidate List: JUNE 2023 (235) Candidate List Declared Against: JUNE 2023 (235) Does not contain REACH SVHC
Halogen Content	Not Low Halogen - contains Br or Cl > 900 ppm.
Solder Process Capability	Not applicable for solder process capability

Product Compliance Disclaimer

This information is provided based on reasonable inquiry of our suppliers and represents our current actual knowledge based on the information they provided. This information is subject to change. The part numbers that TE has identified as EU RoHS compliant have a maximum concentration of 0.1% by weight in homogenous materials for lead, hexavalent chromium, mercury, PBB, PBDE, DBP, BBP, DEHP, DIBP, and 0.01% for cadmium, or qualify for an exemption to these limits as defined in the Annexes of Directive 2011/65/EU (RoHS2). Finished electrical and electronic equipment products will be CE marked as required by Directive 2011/65/EU. Components may not be CE marked. Additionally, the part numbers that TE has identified as EU ELV compliant have a maximum concentration of 0.1% by weight in homogenous materials for lead, hexavalent chromium, and mercury, and 0.01% for cadmium, or qualify for an exemption to these limits as defined in the Annexes of Directive 2000/53/EC (ELV). Regarding the REACH Regulation, the information TE provides on SVHC in articles for this part number is based on the latest European Chemicals Agency (ECHA) 'Guidance on requirements for substances in articles' posted at this URL: <https://echa.europa.eu/guidance-documents/guidance-on-reach>

Compatible Parts

 <p>REPRESENTATION ONLY</p> <p>TE Part # 47386 DAHT PG PIDG 26-16 ASSY</p>	 <p>REPRESENTATION ONLY</p> <p>TE Part # 47386-4 DAHT PG PIDG 26-16 ASSY</p>	 <p>TE Part # 58433-3 PRO CR ASSY, RBY IS9252</p>	 <p>TE Part # 59250 T-HEAD PIDG 26-14 ASSY</p>
 <p>TE Part # 58423-1 DIE, RBY IS9252</p>	 <p>TE Part # 59824-1 TETRA-CRIMP PIDG PG FASTON 22-10 ASSY</p>	 <p>REPRESENTATION ONLY</p> <p>TE Part # 525690 DAHT PG PIDG 20-18 ASSY</p>	 <p>TE Part # 539691-2 ERGO DIE R.B.Y</p>
 <p>TE Part # 2063030-1 SDE DIESET, RBY, UL</p>	 <p>TE Part # 4-1377173-1 SMP 0-0165143-0</p>	 <p>TE Part # 47806-2 DIES PIDG 22-16 DIE SET</p>	 <p>TE Part # 59300 T-HEAD PIDG PG 26-16 ASSY</p>
 <p>TE Part # 169400 CERTI-LOK FRAME W/O DIES</p>	 <p>TE Part # 1SET191002R0000 TET CRIMP-HT</p>	<p>TE Part # 2392021-2 RED BATTERY DAHT KIT 220V (47689-4)</p>	<p>TE Part # 2392021-1 RED BATTERY DAHT KIT 110V (47689-4)</p>



TE Part # 169404
 CERTI-LOK DIE

Also in the Series | **PLASTI-GRIP**



Compression Connectors(3)



Crimp Wire Pins, Tabs & Ferrules(25)



Ring Terminals & Spade Terminals(534)



Splices(49)

Customers Also Bought



TE Part #178303-5
 6-P POST HDR D-3100D HORZ



TE Part #130552
 TERM, RING, SOLIS, 6, M5



TE Part #41274-1
 250 FASTON, REC., 18-14 AWG, TPBR



TE Part #52269-1
 BUDGET RING 12-10 1/2



TE Part #5053184028
 RNF-100-3/8-9-SP



TE Part #927773-3
 JPT REC 2.8 Contact SRC Sn



TE Part #3-967644-1
 2POS MQS REC SEALED COD C



TE Part #33466
 TERMINAL, SOLIS R 6 5/16



TE Part #2157376-1
 Panel Mt Plug, 8 Pos, S/C Contacts, Pol 1



TE Part #524451-E
 MCBP 8 F 2.035 137 * 197 1,27 TRAY VR2 J

Documents

Product Drawings

PG WIRE PIN 22-16

English

CAD Files

3D PDF

3D

Customer View Model

[ENG_CVM_CVM_165143_N.2d_dxf.zip](#)

English

Customer View Model

[ENG_CVM_CVM_165143_N.3d_igs.zip](#)

English

Customer View Model

[ENG_CVM_CVM_165143_N.3d_stp.zip](#)

English

Customer View Model

[ENG_CVM_165143_C.3d_igs.zip](#)

English

Customer View Model

[ENG_CVM_165143_C.3d_stp.zip](#)

English

Customer View Model

[ENG_CVM_165143_C.2d_dxf.zip](#)

English

3D PDF

English

By downloading the CAD file I accept and agree to the [Terms and Conditions](#) of use.

Product Specifications

Application Specification

English

Product Environmental Compliance

Product Compliance

English

Product Compliance

English

Instruction Sheets

Instruction Sheet (U.S.)

English

Agency Approvals

UL Report

165143

Crimp Wire Pins, Tabs & Ferrules, Wire Pin, Mating Pin Diameter 1.78 mm [.07 in], 22
– 16 AWG Wire Size, .3 – 1.42 mm² Wire Size, PLASTI-GRIP



English