

1969816-1 ✓ ACTIVE

MATE-N-LOK | Universal MATE-N-LOK


TE Internal #: 1969816-1

Rectangular Power Connectors, Header, Receptacle, Wire-to-Board, 8 Position, 6.35 mm [.25 in] Centerline, Printed Circuit Board, Universal MATE-N-LOK

[View on TE.com >](#)



Connectors > Power Connectors > Rectangular Power > Rectangular Power Connectors



Rectangular Power Connector Type: **Header**

Connector & Housing Type: **Receptacle**

Connector System: **Wire-to-Board**

Number of Positions: **8**

Centerline (Pitch): **6.35 mm [.25 in]**

## Features

### Product Type Features

Rectangular Power Connector Type	Header
Connector & Housing Type	Receptacle
Connector System	Wire-to-Board
Sealable	No
Connector & Contact Terminates To	Printed Circuit Board

### Configuration Features

Number of Positions	8
PCB Mount Orientation	Right Angle
Number of Power Positions	8
Number of Rows	1

### Electrical Characteristics

Operating Voltage	600 VAC
-------------------	---------

### Contact Features

Contact Mating Area Plating Material	Tin
--------------------------------------	-----



Contact Current Rating (Max)	12 A
Contact Retention Within Housing	Without
Contact Type	Socket
PCB Contact Termination Area Plating Material	Tin
Contact Mating Area Plating Material Thickness	3.81 – 5.08 µm[150 – 200 µin]

### Termination Features

Termination Method to Printed Circuit Board	Through Hole - Solder
---	-----------------------

### Mechanical Attachment

Connector Mounting Type	Board Mount
-------------------------	-------------

### Housing Features

Centerline (Pitch)	6.35 mm[.25 in]
Housing Color	Natural
Housing Material	Nylon

### Usage Conditions

Operating Temperature Range	-40 – 105 °C[-40 – 221 °F]
-----------------------------	----------------------------

### Operation/Application

Circuit Application	Power
---------------------	-------

### Identification Marking

Circuit Identification Feature	With
--------------------------------	------

### Industry Standards

UL Flammability Rating	UL 94V-0
Glow Wire Rating	GWT 750°C (Without Flame)

### Packaging Features

Packaging Method	Box
------------------	-----

## Product Compliance

[For compliance documentation, visit the product page on TE.com>](#)

EU RoHS Directive 2011/65/EU	Compliant
EU ELV Directive 2000/53/EC	Compliant
China RoHS 2 Directive MIIT Order No 32, 2016	No Restricted Materials Above Threshold
EU REACH Regulation (EC) No. 1907/2006	Current ECHA Candidate List: JUNE 2023 (235)



Candidate List Declared Against: JUNE 2023 (235)  
Does not contain REACH SVHC

Halogen Content	Not Low Halogen - contains Br or Cl > 900 ppm.
Solder Process Capability	Not reviewed for solder process capability

Product Compliance Disclaimer

This information is provided based on reasonable inquiry of our suppliers and represents our current actual knowledge based on the information they provided. This information is subject to change. The part numbers that TE has identified as EU RoHS compliant have a maximum concentration of 0.1% by weight in homogenous materials for lead, hexavalent chromium, mercury, PBB, PBDE, DBP, BBP, DEHP, DIBP, and 0.01% for cadmium, or qualify for an exemption to these limits as defined in the Annexes of Directive 2011/65/EU (RoHS2). Finished electrical and electronic equipment products will be CE marked as required by Directive 2011/65/EU. Components may not be CE marked. Additionally, the part numbers that TE has identified as EU ELV compliant have a maximum concentration of 0.1% by weight in homogenous materials for lead, hexavalent chromium, and mercury, and 0.01% for cadmium, or qualify for an exemption to these limits as defined in the Annexes of Directive 2000/53/EC (ELV). Regarding the REACH Regulation, the information TE provides on SVHC in articles for this part number is based on the latest European Chemicals Agency (ECHA) 'Guidance on requirements for substances in articles' posted at this URL: <https://echa.europa.eu/guidance-documents/guidance-on-reach>


### Compatible Parts

 <p>TE Part # 643228-1 03P UMNL HDR ASSY R/A 94VO</p>	 <p>TE Part # 643230-1 04P UMNL HDR ASSY R/A 94VO</p>	 <p>TE Part # 643236-1 08P UMNL HDR ASSY R/A 94VO</p>	 <p>TE Part # 1969797-1 02P UMNL HDR ASSY R/A, SCKT V0 GW</p>
 <p>TE Part # 1969815-1 08P UMNL HDR ASSY R/A, PIN V0 GW</p>	 <p>TE Part # 1586893-3 03P UMNL HDR ASSY R/A, GW</p>	 <p>TE Part # 1969813-1 06P UMNL HDR ASSY R/A, SCKT V0 GW</p>	 <p>TE Part # 1969806-1 04P UMNL HDR ASSY R/A, SCKT V0 GW</p>

Also in the Series | [Universal MATE-N-LOK](#)



Circular Power Connectors(2)



Connector Contacts(10)




Connector Seals & Cavity Plugs(27)



Connector Strain Relief(34)



Insertion & Extraction Tools(4)



Power Contacts(201)



Rectangular Connector Adapters(7)



Rectangular Connector Hardware(1)



Rectangular Connector Housings(1)



Rectangular Connector Keying Plugs(3)



Rectangular Connector Locking(8)




Rectangular Power Connectors(672)

## Customers Also Bought



TE Part #640901-1  
05P UMNL SOK HDR ASSY 94VO



TE Part #1969815-1  
08P UMNL HDR ASSY R/A, PIN V0 GW

## Documents

### Product Drawings

08P UMNL HDR ASSY R/A, SCKT V0 GW

English

### CAD Files

3D PDF

3D

Customer View Model



[ENG\\_CVM\\_CVM\\_1969816-1\\_A.2d\\_dxf.zip](#)

English

**Customer View Model**

[ENG\\_CVM\\_CVM\\_1969816-1\\_A.3d\\_igs.zip](#)

English

**Customer View Model**

[ENG\\_CVM\\_CVM\\_1969816-1\\_A.3d\\_stp.zip](#)

English

By downloading the CAD file I accept and agree to the [Terms and Conditions](#) of use.

---

## Product Specifications

[Application Specification](#)

English

---

## Agency Approvals

[VDE Certificate](#)

English