



Connectors > Circular Connectors > Standard Circular Connectors



Connector System: **Wire-to-Wire**

Number of Positions: **6**

Connector & Contact Terminates To: **Wire & Cable**

Circular Connector Type: **Receptacle**

Circular Connector Contact Type: **Socket**

## Features

### Product Type Features

Connector System	Wire-to-Wire
Connector & Contact Terminates To	Wire & Cable
Circular Connector Type	Receptacle

### Configuration Features

Number of Positions	6
---------------------	---

### Contact Features

Circular Connector Contact Type	Socket
---------------------------------	--------

### Usage Conditions

Operating Temperature Range	-40 – 85 °C[-40 – 185 °F]
-----------------------------	---------------------------

## Product Compliance

[For compliance documentation, visit the product page on TE.com>](#)

EU RoHS Directive 2011/65/EU	Compliant
------------------------------	-----------



EU ELV Directive 2000/53/EC	Compliant
China RoHS 2 Directive MIIT Order No 32, 2016	No Restricted Materials Above Threshold
EU REACH Regulation (EC) No. 1907/2006	Current ECHA Candidate List: JUNE 2023 (235) Candidate List Declared Against: JAN 2023 (233) Does not contain REACH SVHC
Halogen Content	Low Halogen - Br, Cl, F, I < 900 ppm per homogenous material. Also BFR/CFR/PVC Free
Solder Process Capability	Not reviewed for solder process capability

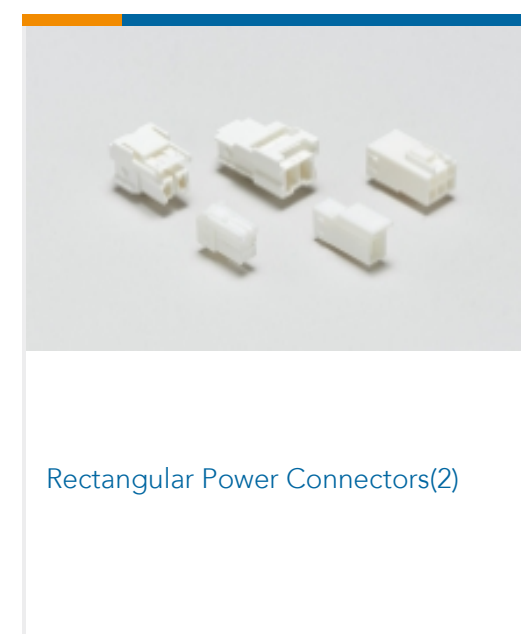
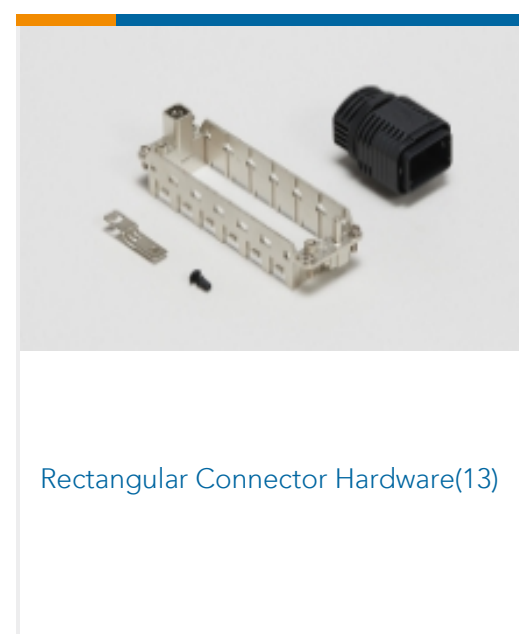

Product Compliance Disclaimer

This information is provided based on reasonable inquiry of our suppliers and represents our current actual knowledge based on the information they provided. This information is subject to change. The part numbers that TE has identified as EU RoHS compliant have a maximum concentration of 0.1% by weight in homogenous materials for lead, hexavalent chromium, mercury, PBB, PBDE, DBP, BBP, DEHP, DIBP, and 0.01% for cadmium, or qualify for an exemption to these limits as defined in the Annexes of Directive 2011/65/EU (RoHS2). Finished electrical and electronic equipment products will be CE marked as required by Directive 2011/65/EU. Components may not be CE marked. Additionally, the part numbers that TE has identified as EU ELV compliant have a maximum concentration of 0.1% by weight in homogenous materials for lead, hexavalent chromium, and mercury, and 0.01% for cadmium, or qualify for an exemption to these limits as defined in the Annexes of Directive 2000/53/EC (ELV). Regarding the REACH Regulation, the information TE provides on SVHC in articles for this part number is based on the latest European Chemicals Agency (ECHA) 'Guidance on requirements for substances in articles' posted at this URL: <https://echa.europa.eu/guidance-documents/guidance-on-reach>

## Compatible Parts



## Also in the Series | NECTOR M Series





Standard Circular Connectors(124)

## Customers Also Bought



TE Part #1617807-5  
FC-335-SY8= RELAY, 3PST



TE Part #1616058-6  
A703CD (FAA/PMA)=RELAY



TE Part #ZPF000000000001261  
097-0267-16 A1267



TE Part #1617147-5  
JMGAP-26P = M39016/17-030P



TE Part #358279-000  
382C312-50-01-0



TE Part #ZPF0000000000007174  
983-ORS 08-98 PN



TE Part #CX1369-000  
BSTS-13X4FR/NM



TE Part #YDTS20Y13-98XNV001  
HERM RECP



TE Part #CS8624-000  
BSTS-15X4FR/NM

## Documents

### Product Drawings

[NECTOR M SKT CONN PCB 6P CODE C](#)

English

### CAD Files

[3D PDF](#)

3D

### Customer View Model

[ENG\\_CVM\\_CVM\\_293672-3\\_A\\_c-293672-3-a.2d\\_dxf.zip](#)



English

**Customer View Model**

[ENG\\_CVM\\_CVM\\_293672-3\\_A\\_c-293672-3-a.3d\\_igs.zip](#)

English

**Customer View Model**

[ENG\\_CVM\\_CVM\\_293672-3\\_A\\_c-293672-3-a.3d\\_stp.zip](#)

English

By downloading the CAD file I accept and agree to the [Terms and Conditions](#) of use.

---

**Product Specifications**

[Application Specification](#)

English

---

**Agency Approvals**

[Agency Approval Document](#)

English