

PIDG

TE Internal #: 696420-6

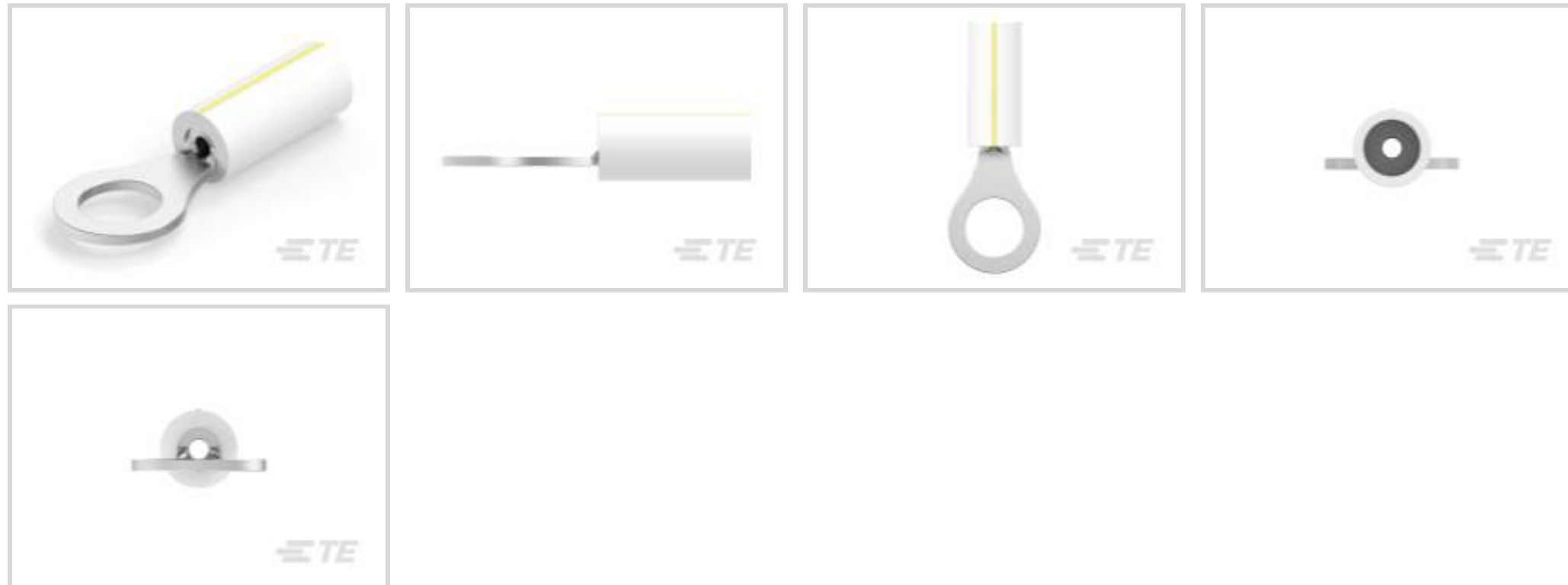
Ring Terminals & Spade Terminals, Ring Tongue, 26 – 24 AWG

Wire Size, .12 – .24 mm² Wire Size, 202 – 509 CMA Wire Size, Stud

Size #10, PIDG

[View on TE.com >](#)

Terminals & Splices > Ring Terminals & Spade Terminals

Ring & Spade Terminal Type: **Ring Tongue**Wire Size: **202 – 509 CMA**Stud Size: **#10****Features****Product Type Features**

Terminal Features	Sheared
Stud Size	#10
Sealable	No
Wire Insulation Support Retention Type	Insulation Support

Configuration Features

Number of Holes	1
-----------------	---

Body Features

Insulation Sleeve Color	Natural
Stripe Color	Yellow

Contact Features

Ring & Spade Terminal Type	Ring Tongue
Barrel Type	Closed
Terminal Orientation	Straight
Terminal Plating Material	Tin

Mechanical Attachment



Wire Insulation Support	With
-------------------------	------

Dimensions

	.032 in
Wire Size	202 – 509 CMA
Stud Diameter	5 mm [.197 in]
Tongue Thickness	.69 mm [.027 in]
Product Length	22 mm [.866 in]
Compatible Insulation Diameter (Max)	2.08 mm [.082 in]
Compatible Insulation Diameter Range	.81 – 2.08 mm [.032 – .082 in]

Usage Conditions

Insulation Option	Partially Insulated
Operating Temperature Range	150 °C [302 °F]

Operation/Application

Compatible With Wire Base Material	Copper
Compatible With Wire Plating Material	Tin

Industry Standards

Government Qualified Terminal	No
-------------------------------	----

Packaging Features

Packaging Quantity	1000
Packaging Method	Loose Piece

Product Compliance

[For compliance documentation, visit the product page on TE.com>](#)

EU RoHS Directive 2011/65/EU	Compliant
EU ELV Directive 2000/53/EC	Compliant
China RoHS 2 Directive MIIT Order No 32, 2016	No Restricted Materials Above Threshold
EU REACH Regulation (EC) No. 1907/2006	Current ECHA Candidate List: JUNE 2023 (235) Candidate List Declared Against: JAN 2022 (223) Does not contain REACH SVHC
Halogen Content	Not Yet Reviewed for halogen content
Solder Process Capability	Not applicable for solder process capability

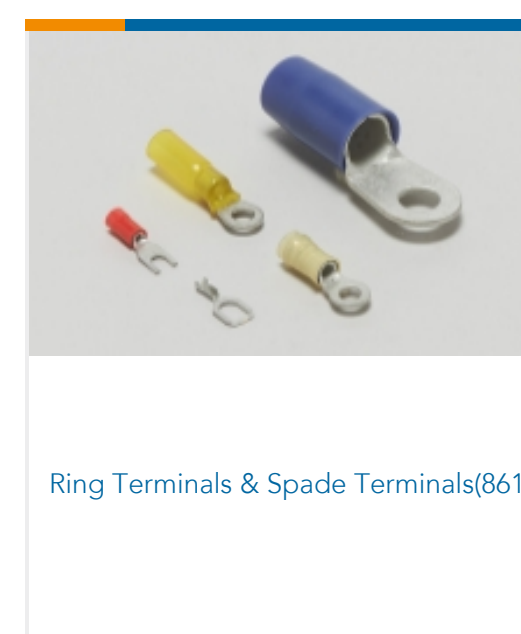
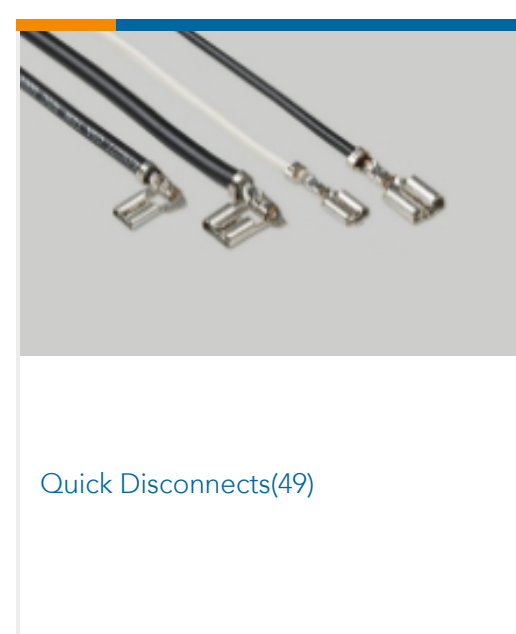


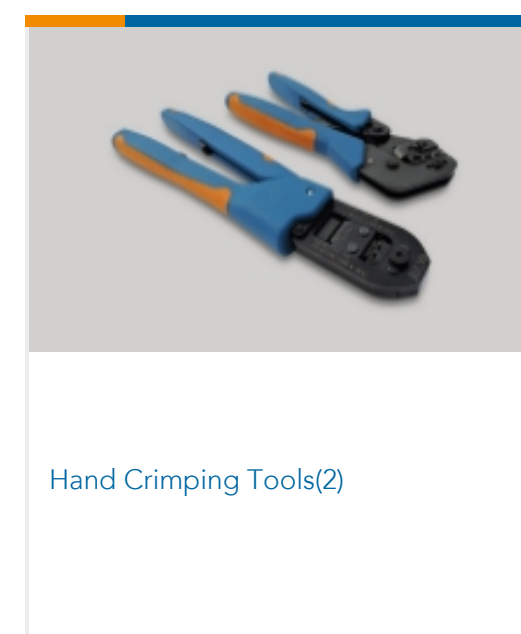
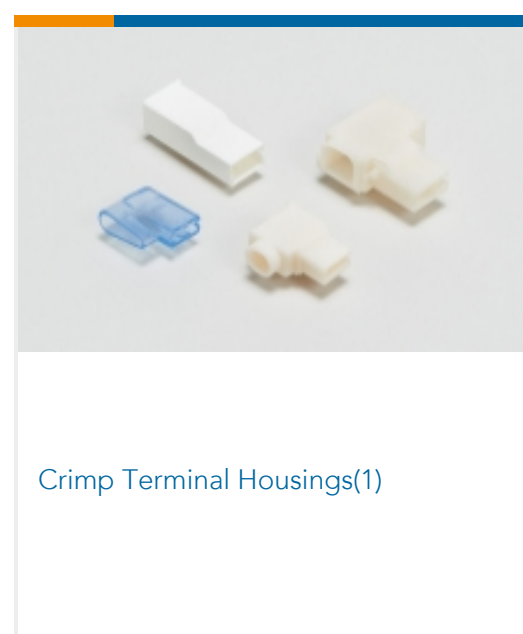
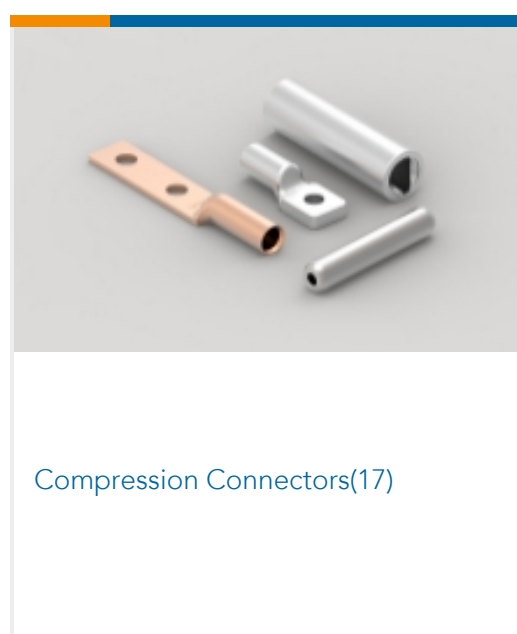
Product Compliance Disclaimer


This information is provided based on reasonable inquiry of our suppliers and represents our current actual knowledge based on the information they provided. This information is subject to change. The part numbers that TE has identified as EU RoHS compliant have a maximum concentration of 0.1% by weight in homogenous materials for lead, hexavalent chromium, mercury, PBB, PBDE, DBP, BBP, DEHP, DIBP, and 0.01% for cadmium, or qualify for an exemption to these limits as defined in the Annexes of Directive 2011/65/EU (RoHS2). Finished electrical and electronic equipment products will be CE marked as required by Directive 2011/65/EU. Components may not be CE marked. Additionally, the part numbers that TE has identified as EU ELV compliant have a maximum concentration of 0.1% by weight in homogenous materials for lead, hexavalent chromium, and mercury, and 0.01% for cadmium, or qualify for an exemption to these limits as defined in the Annexes of Directive 2000/53/EC (ELV). Regarding the REACH Regulation, the information TE provides on SVHC in articles for this part number is based on the latest European Chemicals Agency (ECHA) 'Guidance on requirements for substances in articles' posted at this URL: <https://echa.europa.eu/guidance-documents/guidance-on-reach>

Compatible Parts



Also in the Series | PIDG





Special Purpose Terminals(1)



Splices(47)

Customers Also Bought

TE Part #6-1393211-9
T92P7D22-12TE Part #917805-6
DYNAMIC D-5 TAB CONTACT*M"
SIZETE Part #326859
TERMINAL,PIDG SPD 12-10 6TE Part #54312-1
TERMINAL,PIDG R 26-24 10TE Part #320570
SPLICE BUTT PIDG 12-10TE Part #696424-7
TERMINAL,PIDG PVF2 R 12-10 1/4TE Part #696423-7
TERMINAL,PIDG PVF2 R 16-14 1/4

Documents

Product Drawings

[TERMINAL,PIDG PVF2 R 26-24 10](#)

English

CAD Files

[3D PDF](#)

3D

Customer View Model

[ENG_CVM_CVM_696420-6_A.2d_dxf.zip](#)

English

Customer View Model

[ENG_CVM_CVM_696420-6_A.3d_igs.zip](#)

English

Customer View Model

[ENG_CVM_CVM_696420-6_A.3d_stp.zip](#)

English

By downloading the CAD file I accept and agree to the [Terms and Conditions](#) of use.



Datasheets & Catalog Pages

[RADIATION_RESISTANT_PRE-INSULATED_TERMINALS_SPLICES](#)

English

Product Specifications

[Application Specification](#)

English