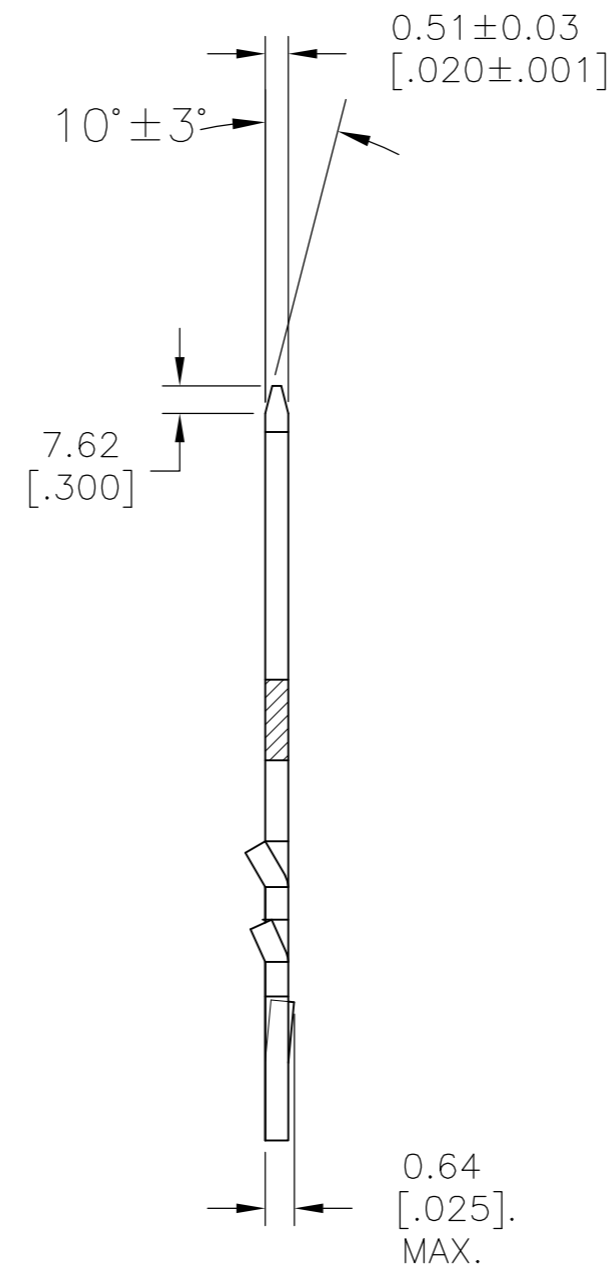
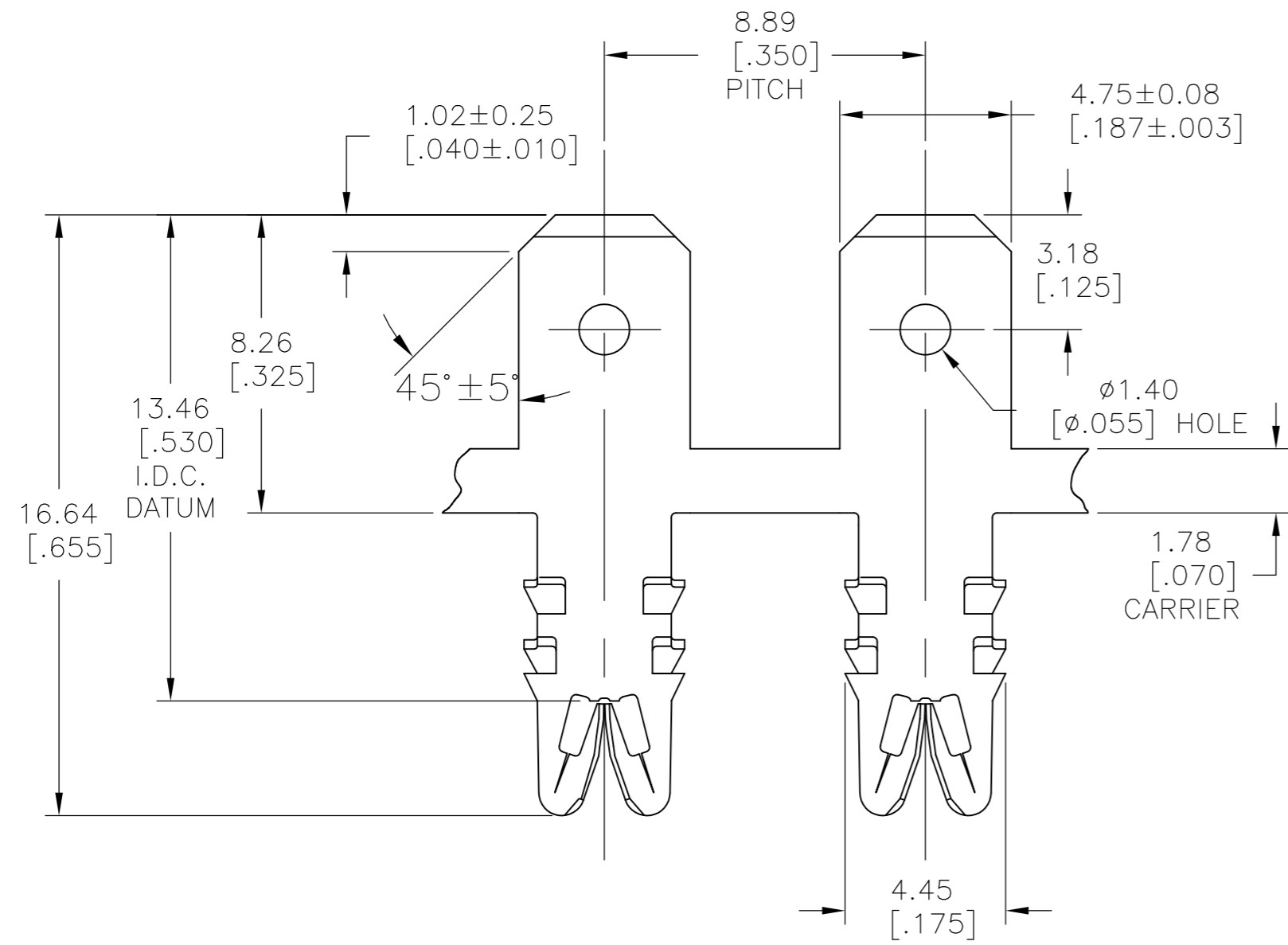
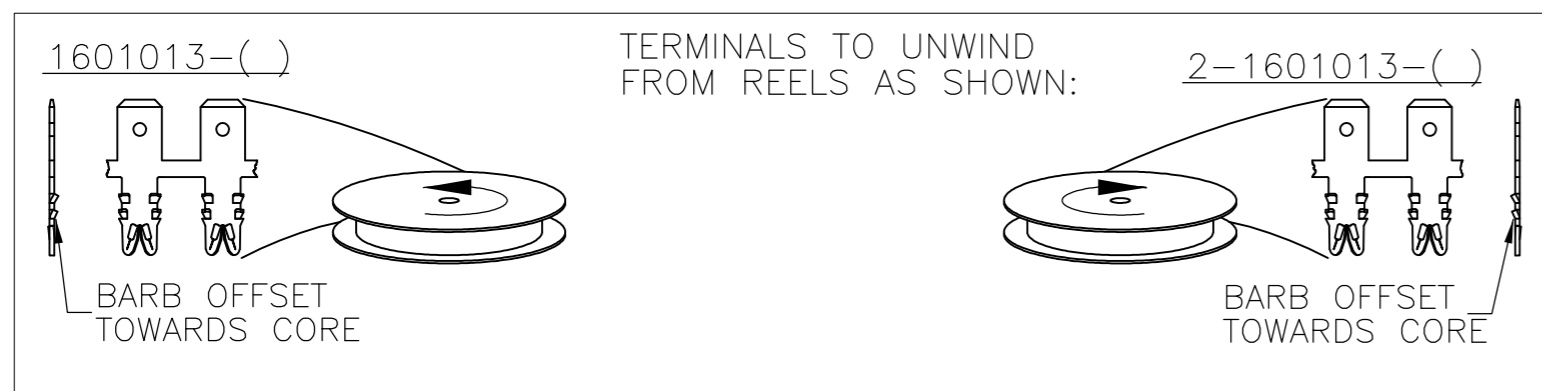
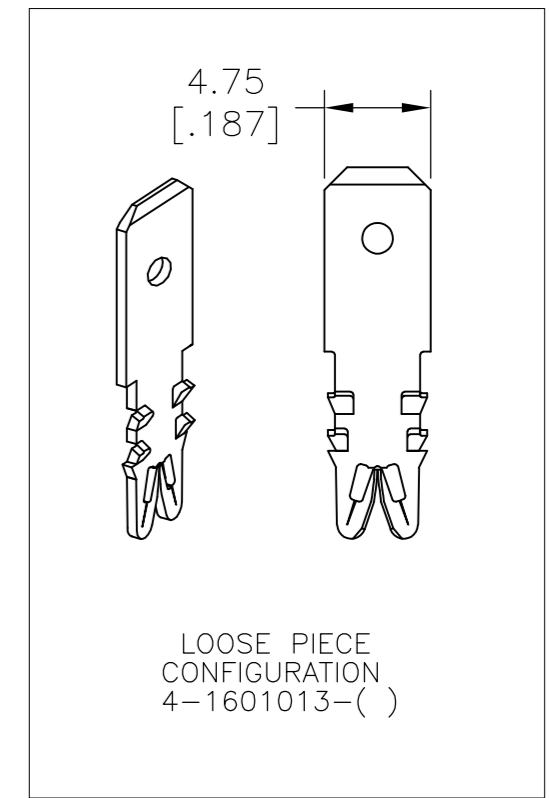


THIS DRAWING IS UNPUBLISHED. RELEASED FOR PUBLICATION
 © COPYRIGHT BY TYCO ELECTRONICS CORPORATION. ALL INTERNATIONAL RIGHTS RESERVED.

LOC	DIST	REVISIONS			
P	LTR	DESCRIPTION	DATE	DWN	APVD
AF	50				
	D3	REVISED PER ECR-10-013120	24JUN10	HMR	GJ



- SPECIFICATIONS:
MAGNET WIRE #18 - #34 AWG, 1.02[.040] - 0.16[.006] DIA COPPER
OTHER SIZES MAY BE ACCOMMODATED, CONSULT TYCO ELECTRONICS FOR APPROVAL
- POCKET RECOMMENDATION: #1601425
- COATED WITH VARNISH RESIST WHEN INDICATED IN TABLE BELOW.
- TERMINAL TO COMPLY WITH TYCO ELECTRONICS SPECIFICATION 114-13166 FIGURE 6.
- PRELIMINARY - NOT FOR PRODUCTION.
- TWO(2) TERMINALS SHOWN FOR ILLUSTRATION PURPOSES ONLY.



	UNPLATED	031-029-000	4-1601013-1
	VARNISH RESIST / UNPLATED 3	-	5 2-1601013-3
OBSOLETE	PRE TIN PLATE	131-029-002	2-1601013-2
	UNPLATED	131-029-000	2-1601013-1
	UNPLATED	131-057-000	1601013-1
	FINISH	REFERENCE PART NUMBER	TE PART NUMBER
THIS DRAWING IS A CONTROLLED DOCUMENT.		DWN J.WELLER 11JAN2002	Tyco Electronics Corporation Harrisburg, PA 17105-3608
DIMENSIONS: mm [INCHES]		CHK M.FEHER 11JAN2002	
TOLERANCES UNLESS OTHERWISE SPECIFIED:		APVD K.RANDOLPH 11JAN2002	
0 PLC ± - 1 PLC ± - 2 PLC ± 0.13[.005] 3 PLC ± - 4 PLC ± - ANGLES ± 2°		NAME PRODUCT SPEC 108-2085 APPLICATION SPEC 4	
MATERIAL BRASS, FULL HARD	FINISH SEE TABLE	WEIGHT -	SIZE A2 CAGE CODE 00779 DRAWING NO C=1601013 RESTRICTED TO - SCALE 6:1 SHEET 1 OF 1 REV D3
CUSTOMER DRAWING			