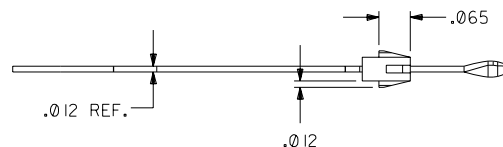
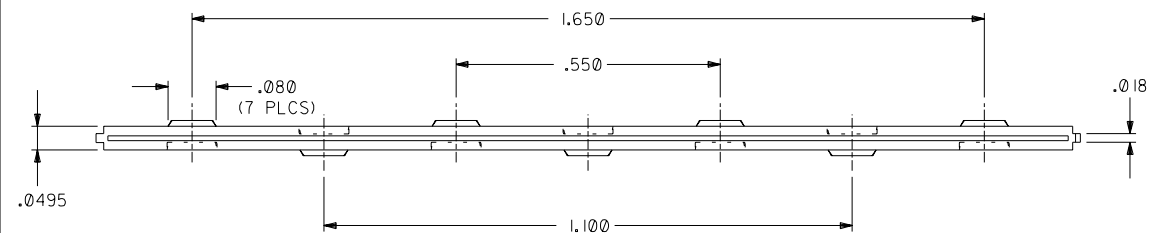
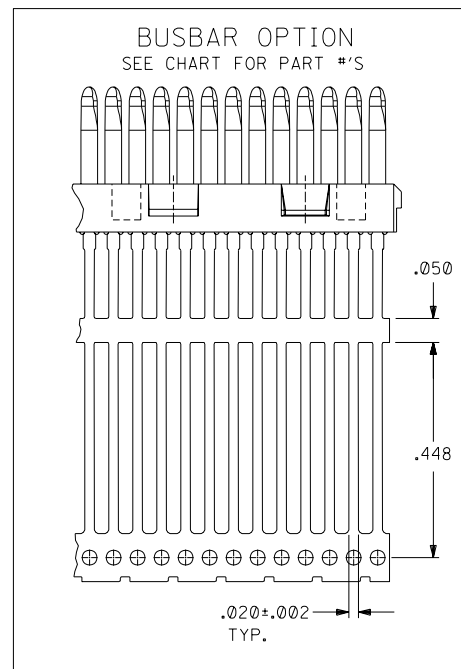
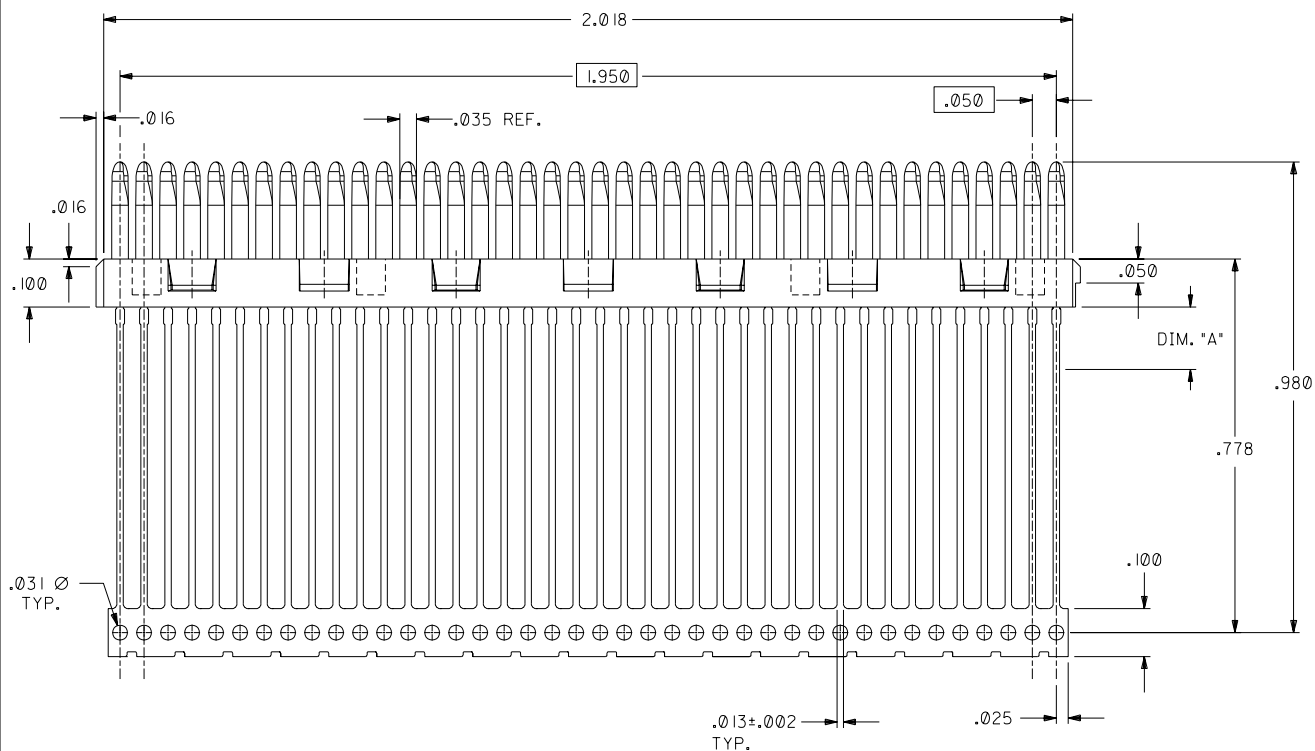


NOTE FOR LEAD FREE CONVERSION:
 THE PRIMARY SHIPPING CARTON WILL BE LABELED "COMPLIANT TO ROHS DIRECTIVE 2002/95/EC AND ELV ANNEX II OF DIRECTIVE 2000/53/EC". CARTONS WITHOUT THIS LABEL MAY CONTAIN PRODUCT WITH LEAD.

NOTES

- 1) INSULATOR: GLASS FILLED POLYMER, U.L. 94 V-0, COLOR: BLACK.
 TERMINAL: PHOSPHOR BRONZE, .012" THICK.
 PLATING: .000030/(0.000762) MINIMUM GOLD IN CONTACT AREA OVER NICKEL UNDERPLATE. SEE CHART FOR SOLDER TAIL PLATING DESCRIPTIONS.
- 2) FOR PART #'s & PLATING OPTIONS, SEE CHART.
- 3) PARTS CONFORM TO PRODUCT SPECIFICATION PS-71626.
- 4) PACKAGING SPECIFICATION PK-70873-0233 APPLIES.



B	LEADFREE ECN# UCF2004-1998 DMORGAN 04/04/14
A3	ADDED OPTION PER UDT1999-0961
A2	ADDED OPTION PER ECN U6-0586 DRS 11/10/95
A1	ADDED OPTION PER ECN U6-0095 DRS 07/26/95
A	Initial Release PER ECN# U4-0843 MOS 7/11/94

70984-4009	SDA-70984-4009	NO	.130	.000100/(0.00254) MINIMUM TIN OVER NICKEL UNDERPLATE.
70984-4008	SDA-70984-4008	YES		.000200/(0.00508) MINIMUM TIN OVER .000075/(0.0019) MINIMUM NICKEL UNDERPLATE.
70984-4003	SDA-70984-4003	YES		.000050/(0.00127) MINIMUM NICKEL.
051-25-1020	SDA-70984-4000	NO		.000100/(0.00254) MINIMUM TIN OVER NICKEL UNDERPLATE.
PART NUMBER	ENGINEERING NUMBER	BUSBAR OPTION	DIM. "A"	PLATING (TERMINATION END ONLY)

DIMENSIONS SHOWN (METRIC) INCH		▽ = 0		= 0		REVISE ONLY ON CAD SYSTEM	
UNLESS OTHERWISE SPECIFIED TOLERANCES: ANGULAR ± 1/2°		TITLE		40ck+ LFH INSERT MOLDED CONTACTS SALES DETAIL		SHEET NO. DATE U.S.A. 1 OF 1 07/11/94	
3 PLACE ± .010 ---		PART NO.		MOLEX INCORPORATED		DRWG. NO.	
2 PLACE ± --- ±		SEE CHART		SDA-70984-4***			
1 PLACE --- ±		FILE NAME		570984X4		THIS DRAWING CONTAINS INFORMATION THAT IS PROPRIETARY TO MOLEX INC. AND SHOULD NOT BE USED WITHOUT WRITTEN PERMISSION	
DRAWG. BY MOS		CHK'D BY DKS		SCALE 5: 1		DIV. CD	
APP'D BY GF							