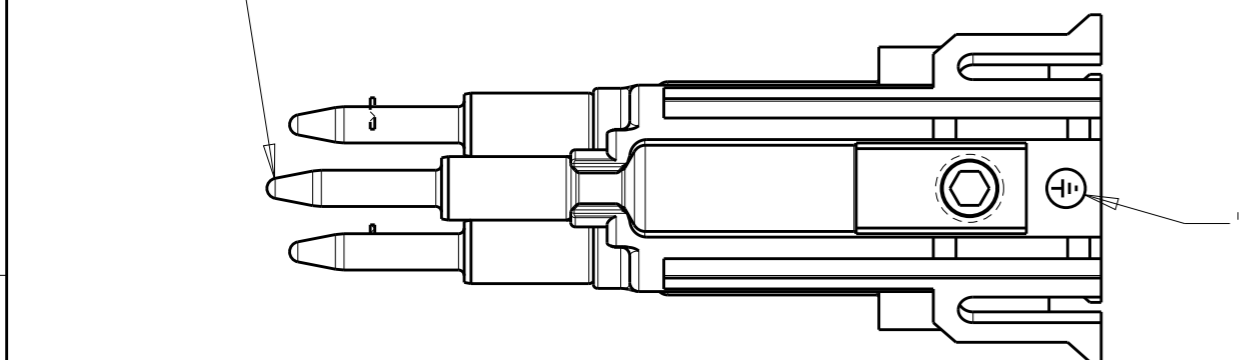
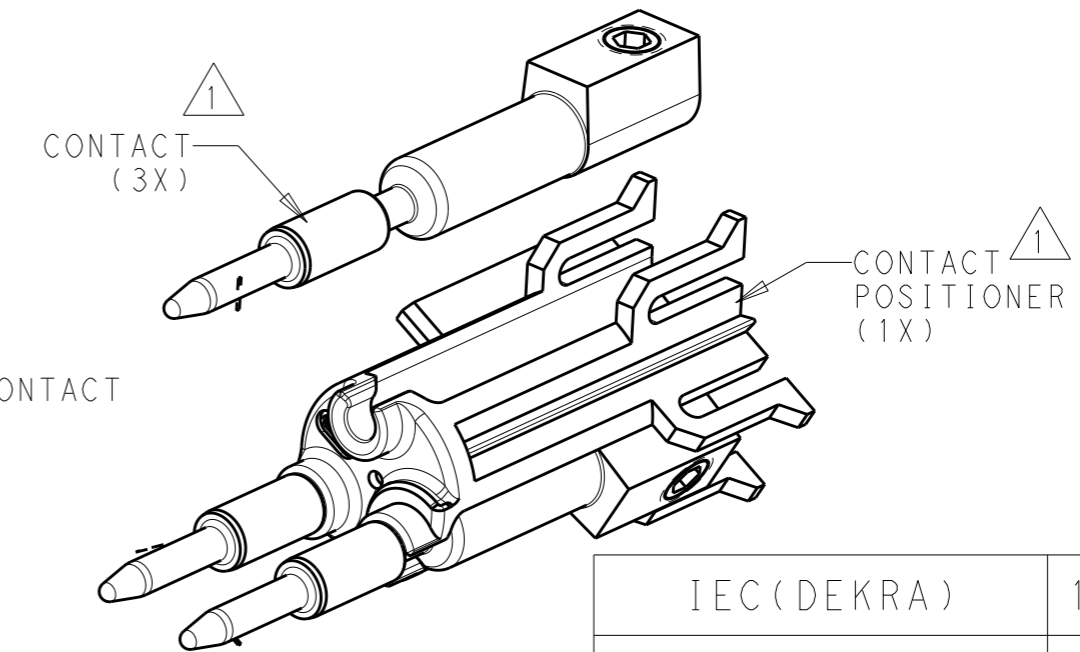
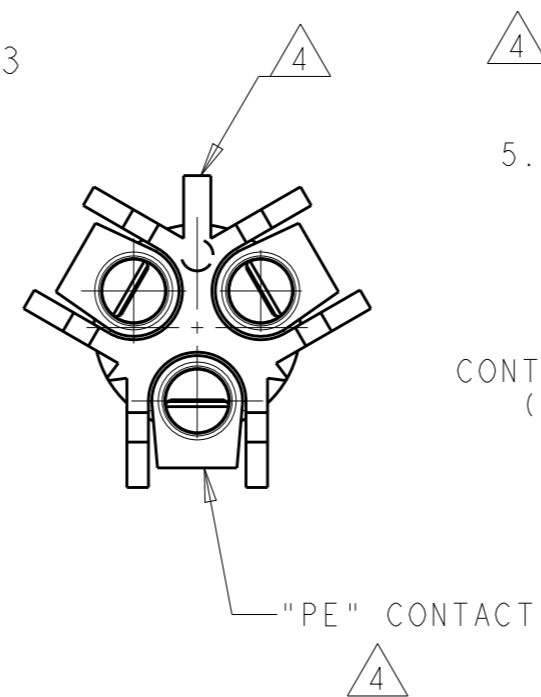
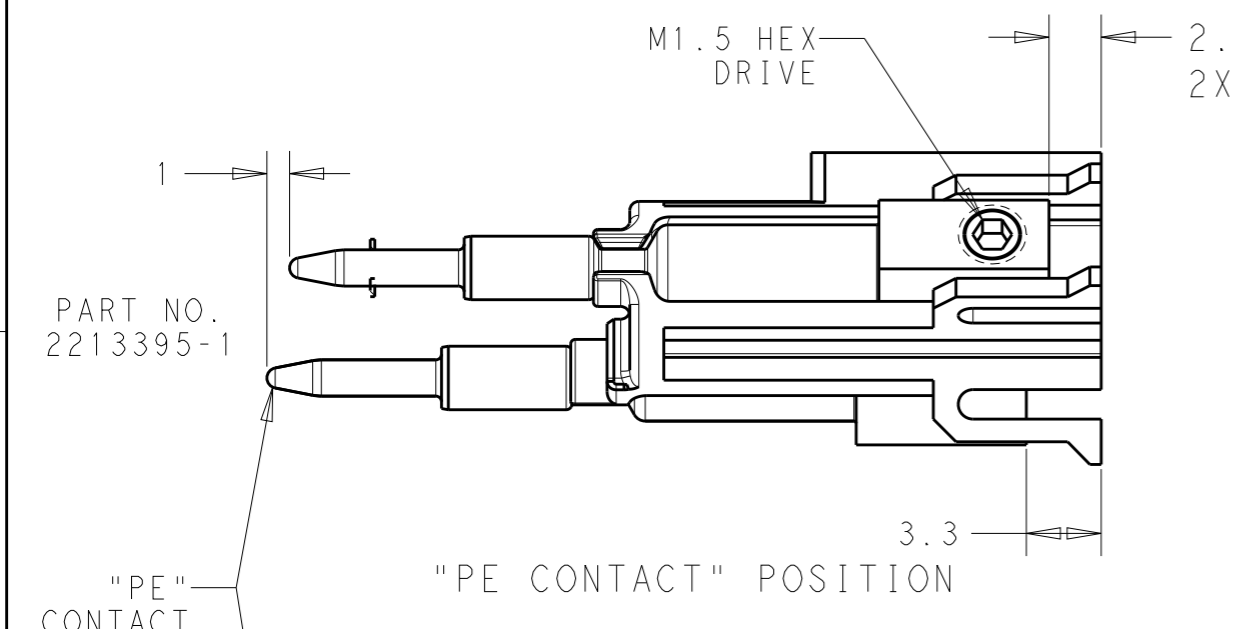
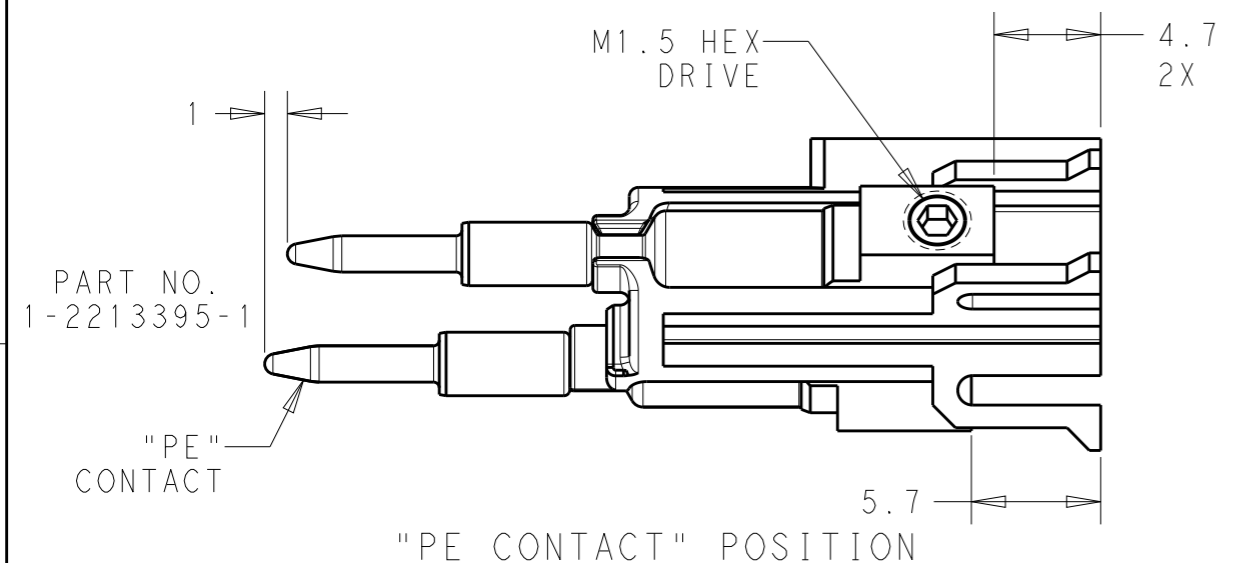


REVISIONS

P	LTR	DESCRIPTION	DATE	DWN	APVD
	A	REVISED AS PER ECR-15-005925	21APR2015	RS	JL
	A1	REVISED AS PER ECR-15-011621	06AUG2015	RS	JL

NOTES:

- 1 MATERIALS:  
CONTACTS: COPPER ALLOY, TIN PLATE  
CONTACT POSITIONER: GLASS FILLED PBT, COLOR BLACK.
- 2. MUST COMPLY WITH DIRECTIVE 2002/95/EC (ROHS)
- 3. CONTACTS (3X) ARE PRE-ASSEMBLED INTO CONTACT POSITIONER AS SHOWN.
- 4 ASSEMBLY "KEY" ALIGNS WITH "PE" CONTACT AS SHOWN.
- 5. THIS PRODUCT HAS NOT COMPLETED VALIDATION TESTING.



IEC (DEKRA)	1-2213395-1
UL	2213395-1
AGENCY APPROVALS	PART NO.

THIS DRAWING IS A CONTROLLED DOCUMENT.		DWN J. SHAFFER 31MAR2014	TE Connectivity	
DIMENSIONS: mm		CHK M. LUKSIC 31MAR2014		
TOLERANCES UNLESS OTHERWISE SPECIFIED:		APVD M. LUKSIC 31MAR2014	NAME ASSY, FI PIN, NECTOR M-LINE SEALED, 3 POSN	
0 PLC ±-		PRODUCT SPEC 108-133014	SIZE A3	
1 PLC ±0.2		APPLICATION SPEC 114-32111	CAGE CODE -	DRAWING NO C-2213395
2 PLC ±0.13		WEIGHT -	RESTRICTED TO -	
3 PLC ±-		SCALE 3:1		
4 PLC ±-		SHEET 1 OF 1		
ANGLES ±		REV A1		
FINISH -		Customer Drawing		