



60×60×15 mm

San Ace 60 9P type

General Specifications

- Material Frame: Plastic (Flammability: UL 94V-0), Impeller: Plastic (Flammability: UL 94V-1)
- Expected life See the table below. (L10 life: 90% survival rate for continuous operation in free air at 60°C, rated voltage)
- Motor protection function Locked rotor burnout protection, Reverse polarity protection
For details, please refer to p. 547.
- Dielectric strength 50/60 Hz, 500 VAC, for 1 minute (between lead wire conductors and frame)
- Insulation resistance 10 MΩ or more with a 500 VDC megger (between lead wire conductors and frame)
- Sound pressure level (SPL) At 1 m away from the air inlet
- Storage temperature -30 to +70°C (Non-condensing)
- Lead wire ⊕Red ⊖Black or Blue (Sensor) Yellow
- Mass 60 g

Specifications

The models listed below **have ribs and pulse sensors.**

Model no.	Rated voltage [V]	Operating voltage range [V]	Rated current [A]	Rated input [W]	Rated speed [min ⁻¹]	Max. airflow [m ³ /min] [CFM]	Max. static pressure [Pa] [inchH ₂ O]	SPL [dB (A)]	Operating temperature [°C]	Expected life [h]		
109P0605H701	5	4.5 to 5.5	0.26	1.3	4100	0.4 14.1	38.2 0.153	32	-20 to +70	60000/60°C		
109P0605M701			0.15	0.75	3100	0.3 10.6	22.6 0.091	25				
109P0612K701	12	10.2 to 13.8	0.26	3.12	6500	0.62 21.9	99.3 0.399	45	-20 to +60	40000/60°C		
109P0612S701			0.15	1.8	5000	0.48 17.0	58.8 0.236	36				
109P0612H701		7 to 13.8	0.09	1.08	4100	0.4 14.1	38.2 0.153	32			-20 to +70	60000/60°C
109P0612M701		10.2 to 13.8	0.07	0.84	3100	0.3 10.6	22.6 0.091	25				
109P0612B701			0.05	0.6	2200	0.21 7.42	11.7 0.047	21				
109P0624J701		24	14 to 27.6	0.14	3.36	6200	0.61 21.5	86.5 0.347				
109P0624S701	0.08			1.92	5000	0.48 16.9	58.8 0.236	36				
109P0624H701	20.4 to 27.6		0.06	1.44	4100	0.4 14.1	38.2 0.153	32	-20 to +70	60000/60°C		
109P0624M701			0.04	0.96	3100	0.3 10.6	22.6 0.091	25				

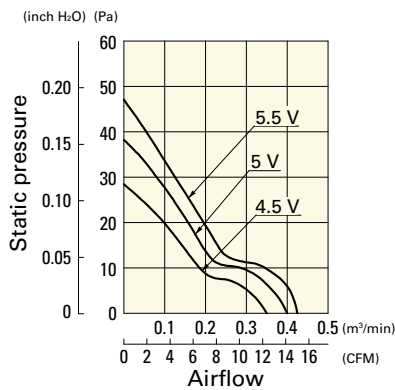
The following sensor and control options are available for selection.

Available for all models. **Without sensor** **Lock sensor**

Airflow - Static Pressure Characteristics

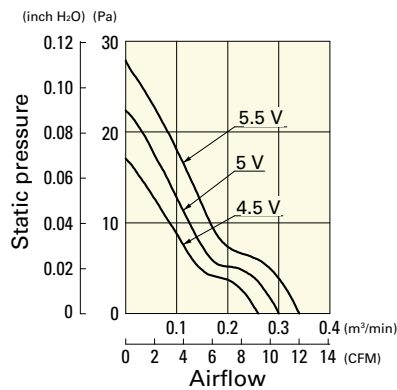
109P0605H701 With pulse sensor

Operating voltage range



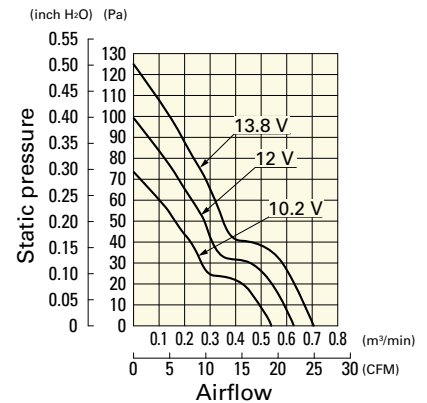
109P0605M701 With pulse sensor

Operating voltage range



109P0612K701 With pulse sensor

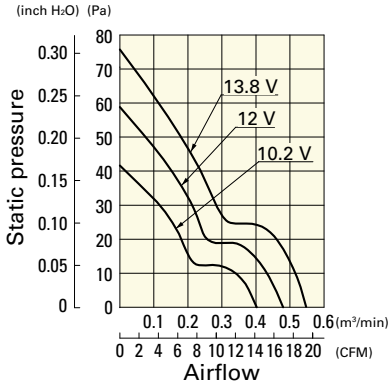
Operating voltage range



Airflow - Static Pressure Characteristics

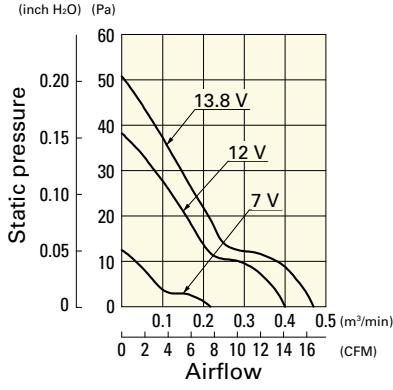
109P0612S701 With pulse sensor

Operating voltage range



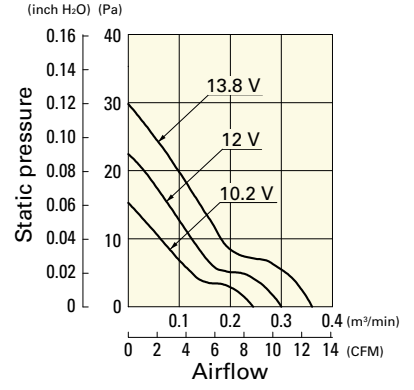
109P0612H701 With pulse sensor

Operating voltage range



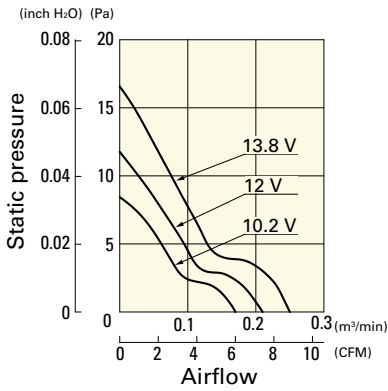
109P0612M701 With pulse sensor

Operating voltage range



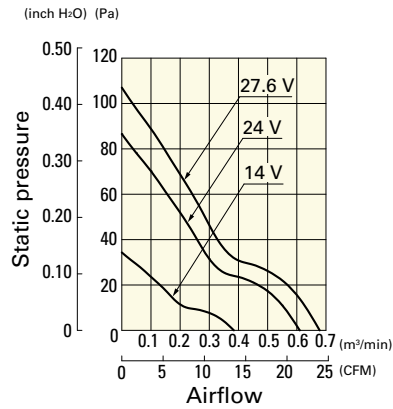
109P0612B701 With pulse sensor

Operating voltage range



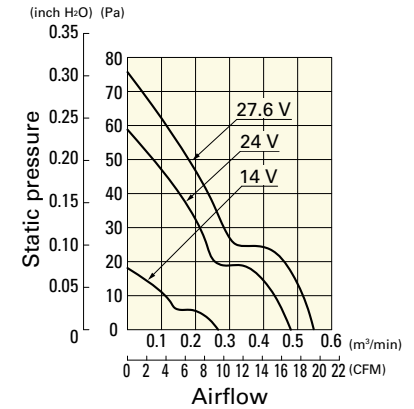
109P0624J701 With pulse sensor

Operating voltage range



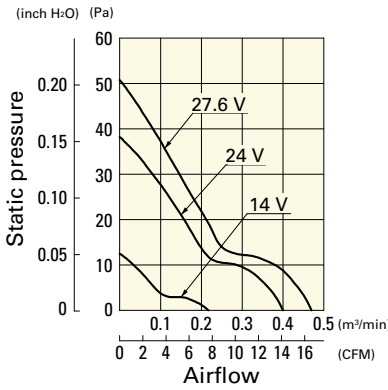
109P0624S701 With pulse sensor

Operating voltage range



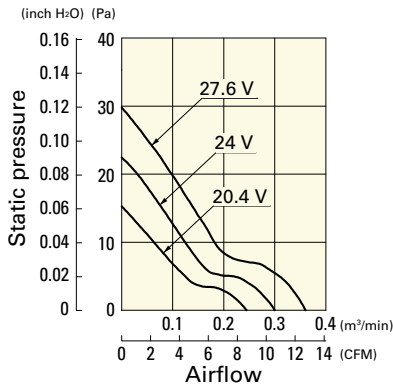
109P0624H701 With pulse sensor

Operating voltage range

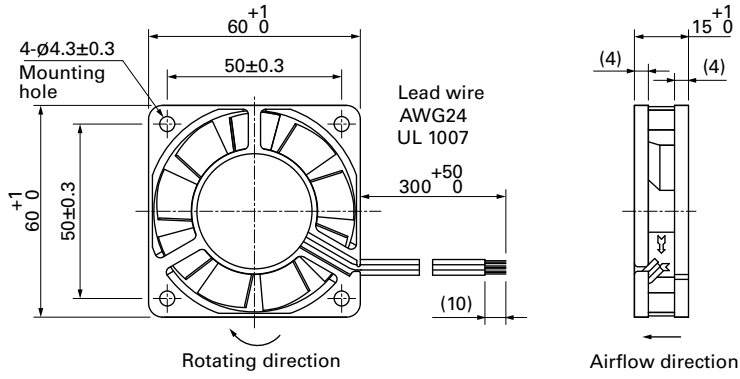


109P0624M701 With pulse sensor

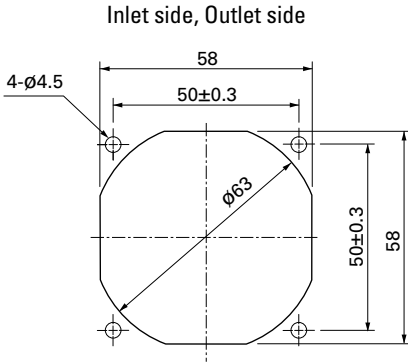
Operating voltage range



Dimensions (unit: mm)



Reference Dimensions of Mounting Holes and Vent Opening (unit: mm)



Options

Finger guards

page: p. 532

Model no.: 109-139E, 109-139H

Resin finger guards

page: p. 539

Model no.: 109-1003G

Resin filter kits

page: p. 540

Model no.: 109-1003F13 (13PPI), 109-1003F20 (20PPI),
109-1003F30 (30PPI), 109-1003F40 (40PPI)