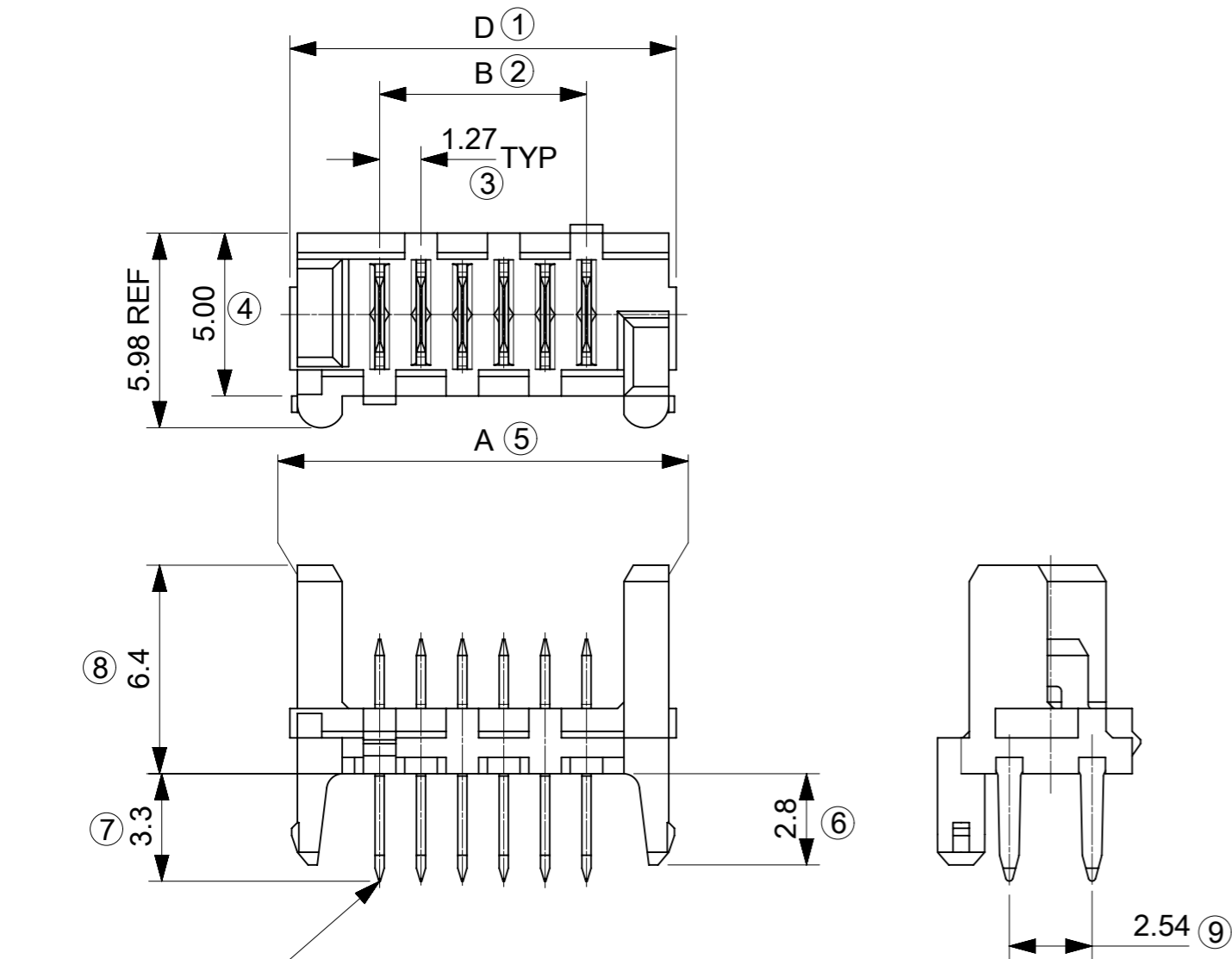


| | | | | | |
|--------------|-------------|--------|--------|--------|--------|
| 90325 - **26 | 26 | 36.80 | 31.75 | 35.35 | 37.26 |
| 90325 - **24 | 24 | 34.26 | 29.21 | 32.81 | 34.72 |
| 90325 - **22 | 22 | 31.72 | 26.67 | 30.27 | 32.18 |
| 90325 - **20 | 20 | 29.18 | 24.13 | 27.73 | 29.64 |
| 90325 - **18 | 18 | 26.64 | 21.59 | 25.19 | 27.10 |
| 90325 - **16 | 16 | 24.10 | 19.05 | 22.65 | 24.56 |
| 90325 - **14 | 14 | 21.56 | 16.51 | 20.11 | 22.02 |
| 90325 - **12 | 12 | 19.02 | 13.97 | 17.57 | 19.48 |
| 90325 - **10 | 10 | 16.48 | 11.43 | 15.03 | 16.94 |
| 90325 - **08 | 08 | 13.94 | 8.89 | 12.49 | 14.40 |
| 90325 - **06 | 06 | 11.40 | 6.35 | 9.95 | 11.86 |
| 90325 - **04 | 04 | 8.86 | 3.81 | 7.41 | 9.32 |
| PART NO. | NO. OF CKTS | DIM. A | DIM. B | DIM. C | DIM. D |



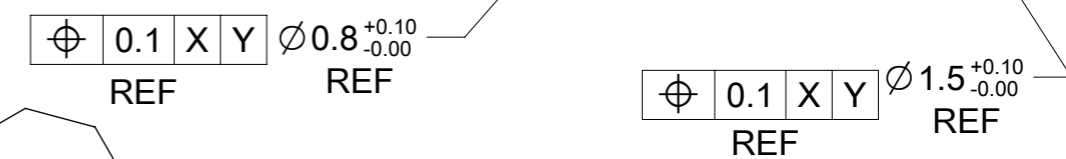
CIRCUIT NO. 1

90325 - * * * *

CIRCUIT SIZE 04 CKT TO 26 CKT
 0 = HOUSING: COLOUR BLACK
 9 = HOUSING: CUSTOMER SPECIFIC (COLOUR BLACK)

0 = 3 -5µm TIN ASSY
 3 = 0.76µm GOLD ASSY
 5 = NON STANDARD VOIDED OPTIONSEE SHEET 2 TUBED
 6 = ROUND PEG WITH KINKSOPTION SEE SHEET 3 (OBSOLETE)
 7 = 0.76µm GOLD ASSY, TUBED
 9 = 3-5µm TIN ASSY TUBED

PCB LAYOUT VIEWED FROM SOLDER SIDE.
 BOARD 1.60±0.14 THK



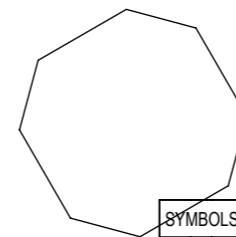
INSPECTION NUMBERS USED ON SHEET 1: 1-20
 LAST INSPECTION NUMBER USED: 9

- NOTES:
- HOUSING MATL. POLYESTER PBT 15% GLASS FILLED TO UL94V-0
 - TER. MATL. BRALL 0.28 THK
 PLATING: :UNDERPLATED 1.27µm MIN NICKEL
 3-5µm TIN SELECTIVE
 0.76µm MIN. SELECTIVE GOLD
 - CONFIRMS TO PRODUCT SPECIFICATION PS-99020-0011
 - PACKAGING SPECIFICATION: PK-90325-001

| | | | |
|-------------------|--|---|-----|
| SYMBOLS | | THIS DRAWING CONTAINS INFORMATION THAT IS PROPRIETARY TO MOLEX ELECTRONIC TECHNOLOGIES, LLC AND SHOULD NOT BE USED WITHOUT WRITTEN PERMISSION | |
| ▽ = 0 | mm | SCALE | 5:1 |
| ▽ = 0 | GENERAL TOLERANCES (UNLESS SPECIFIED) | | |
| ▽ = 0 | ANGULAR TOL ± 0.5° | | |
| ▽ = 0 | 4 PLACES | ± | |
| ▽ = 0 | 3 PLACES | ± | |
| ▽ = 0 | 2 PLACES | ± | 0.2 |
| ▽ = 0 | 1 PLACE | ± | 0.2 |
| ▽ = 0 | 0 PLACES | ± | |
| ■ = 0 | DRAFT WHERE APPLICABLE MUST REMAIN WITHIN DIMENSIONS | | |
| ▽ = 0 | THIRD ANGLE PROJECTION | | |
| CURRENT REV DESC: | | EC NO: 738955 | |
| | | DRWN: GOWTHP 2023/02/02 | |
| | | CHK'D: GOWTHP 2023/02/16 | |
| | | APPR: ISHWARG 2023/02/20 | |
| INITIAL REVISION: | | DRWN: RFC_PLMIMP 2018/10/14 | |
| | | APPR: MWILHITE 2000/07/24 | |
| DOCUMENT NUMBER | | SDA-90325 | |
| DOC TYPE | | PSD | |
| DOC PART | | 001 | |
| REVISION | | AU1 | |
| MATERIAL NUMBER | | SEE TABLE | |
| CUSTOMER | | GENERAL MARKET | |
| SHEET NUMBER | | 1 OF 2 | |

DRAWING REMASTERED TO NX

PART NUMBER OPTIONS ON SHEET'S 2 & 3 ARE OBSOLETE AND THEREFORE HAVE BEEN REMOVED FROM DRAWING.



| | | | | | | | | | | | | |
|---------|---|---------------------------------------|-------|--|--------------------------|------------------------|---------|-----------|-----------------|----------|--------------|--|
| SYMBOLS | THIS DRAWING CONTAINS INFORMATION THAT IS PROPRIETARY TO MOLEX ELECTRONIC TECHNOLOGIES, LLC AND SHOULD NOT BE USED WITHOUT WRITTEN PERMISSION | | | | | | | | | | | |
| | ▽ = 0 | DIMENSION UNITS | SCALE | CURRENT REV DESC: | | | | | | | molex | |
| | ▽ = 0 | mm | 1:1 | EC NO: 738955 | | | | | | | | |
| | ▽ = 0 | GENERAL TOLERANCES (UNLESS SPECIFIED) | | | DRWN: GOWTHP 2023/02/02 | | | | | | | |
| | ▽ = 0 | ANGULAR TOL ± 0.5° | | | CHK'D: GOWTHP 2023/02/16 | | | | | | | |
| | ▽ = 0 | 4 PLACES | ± | APPR: ISHWARG 2023/02/20 | | | | | | | | |
| | ▽ = 0 | 3 PLACES | ± | INITIAL REVISION: | | | | | | | | |
| | ▽ = 0 | 2 PLACES | ± 0.2 | DRWN: RFC_PLMIMP 2018/10/14 | | | | | | | | |
| | ▽ = 0 | 1 PLACE | ± 0.2 | APPR: MWILHITE 2000/07/24 | | | | | | | | |
| | ▽ = 0 | 0 PLACES | ± | DRAFT WHERE APPLICABLE MUST REMAIN WITHIN DIMENSIONS | | THIRD ANGLE PROJECTION | DRAWING | SERIES | MATERIAL NUMBER | CUSTOMER | SHEET NUMBER | |
| ▽ = 0 | | | | | | A3-SIZE | 90325 | SEE TABLE | GENERAL MARKET | 2 OF 2 | | |