

# Shielded Drum Core Inductor

PA4321 Series



- Height:** 5.1 Max
- Footprint:** 10.5mm x 10.3mm Max
- Current Rating:** up to 7.8A
- Inductance Range:** 1.5uH to 470uH

## Electrical Specifications @ 25°C – Operating Temperature -40°C to 125°C

PART NUMBER	Inductance 100 KHz, 100 mV (uH ±20%)	Rated Current (A)	DCR (mOHMS MAX)	Saturation Current (Typical) A			Heating Current	
				10% Drop	20% Drop	30% Drop	20°C Rise	40°C Rise
PA4321.152NLT	1.5	7.80	5.1	5.44	7.80	10.5	7.41	10.80
PA4321.332NLT	3.3	6.32	10	4.62	6.32	7.38	5.04	7.22
PA4321.103NLT	10	3.84	23	3.08	3.84	4.32	3.99	4.79
PA4321.333NLT	33	2.14	68	1.66	2.14	2.42	2.12	2.80
PA4321.683NLT	68	1.60	176	1.28	1.60	1.70	1.39	1.88
PA4321.104NLT	100	1.20	224	0.99	1.20	1.36	1.09	1.48
PA4321.334NLT	330	0.69	748	0.57	0.69	0.76	0.57	0.82
PA4321.474NLT	470	0.52	886	0.43	0.52	0.62	0.50	0.72

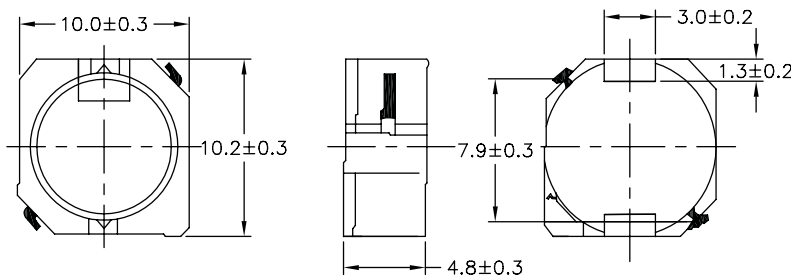
### NOTES:

- Actual temperature of the component during system operation (ambient plus temperature rise) must be within the standard operating range.
- The Saturation Current is the current at which the initial inductance drops approximately by the value shown at the stated ambient temperature. This current is determined by placing the component in the specified ambient environment and applying a short duration pulse current (to eliminate self-heating effect) to the component.
- The Rated Current the value shown is the DC current required to raise the component temperature by the value shown. Take note that the component's performance varies depending on the system condition. It is suggested that the component be tested at the system level, to verify the temperature rise of the component during system operation.
- The inductance tolerance of the .152NLT and .332NLT is ± 30% all other values are ±20%.

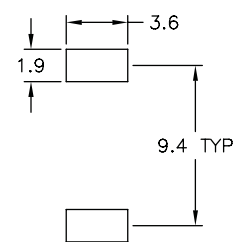
## Mechanical

## Schematic

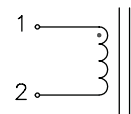
### PA4321.XXXNLT



FINAL OUTLINE



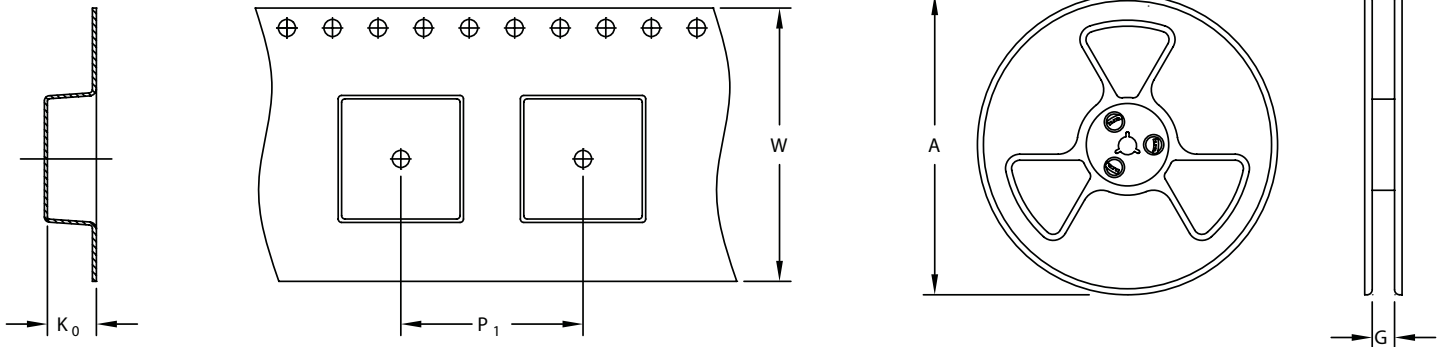
SUGGESTED LAYOUT



# Shielded Drum Core Inductor

PA4321 Series

## TAPE & REEL INFO

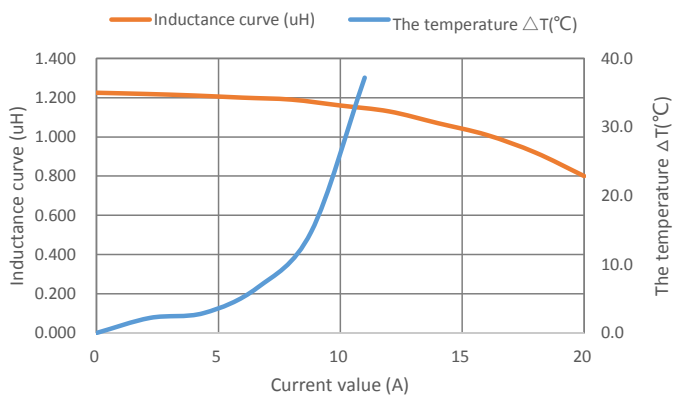


### SURFACE MOUNTING TYPE, REEL/TAPE LIST

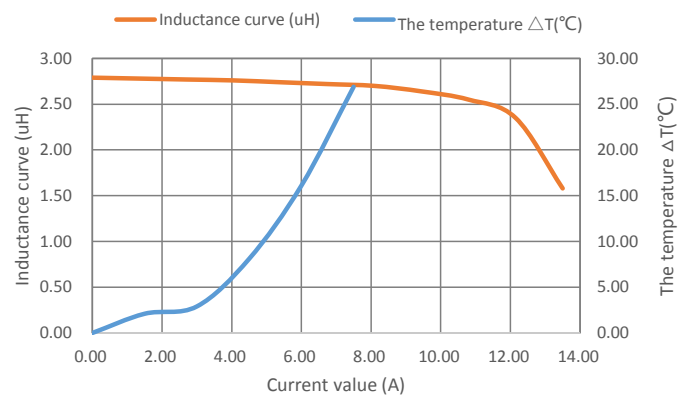
TYPE	REEL SIZE (mm)		TAPE SIZE (mm)			QTY
	A	G	P1	W	K0	PCS/REEL
PA4321.XXXNLT	Ø330	24.5	16	24	5.4	750

## Typical Performance Curves

PA4321.152NLT



PA4321.332NLT

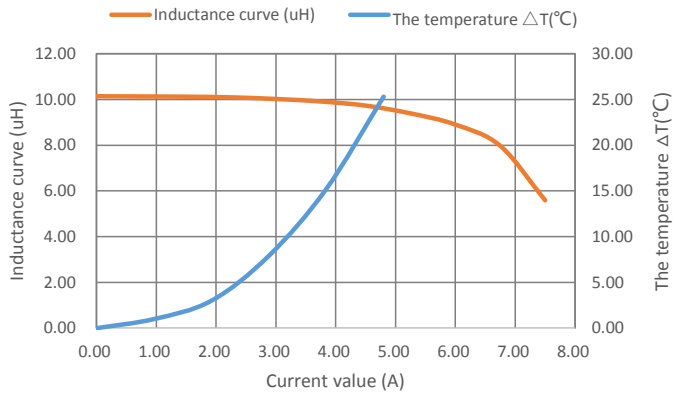


# Shielded Drum Core Inductor

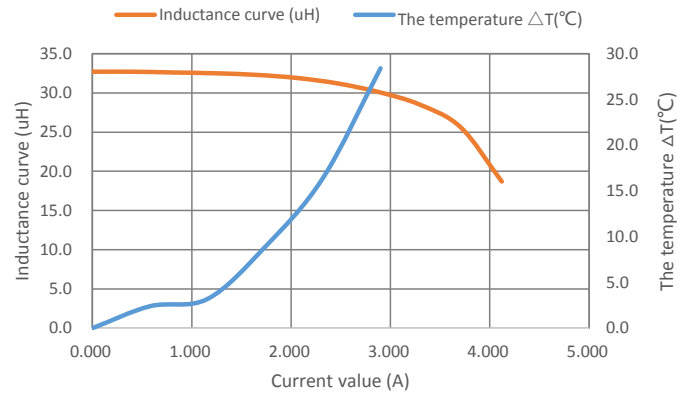
PA4321 Series



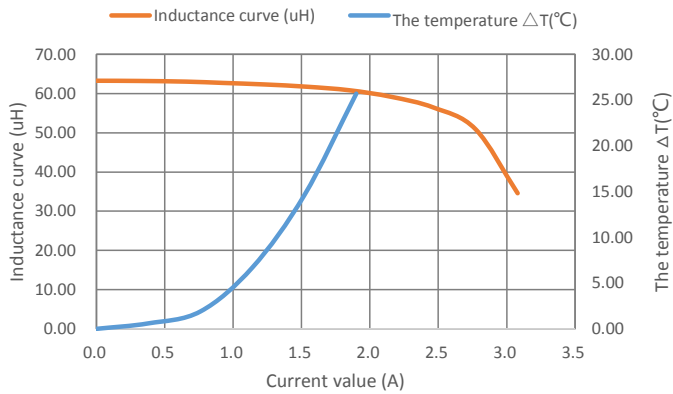
PA4321.103NLT



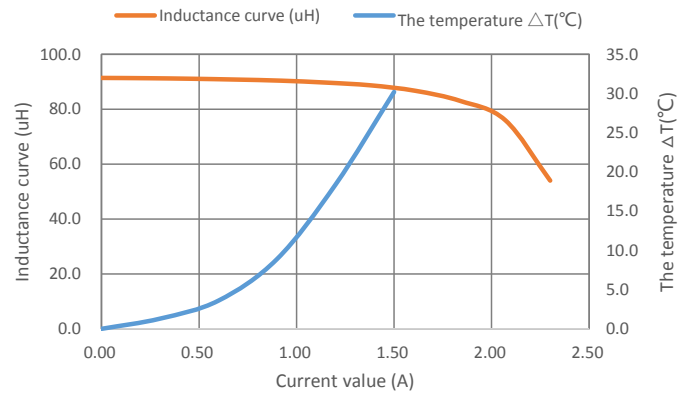
PA4321.333NLT



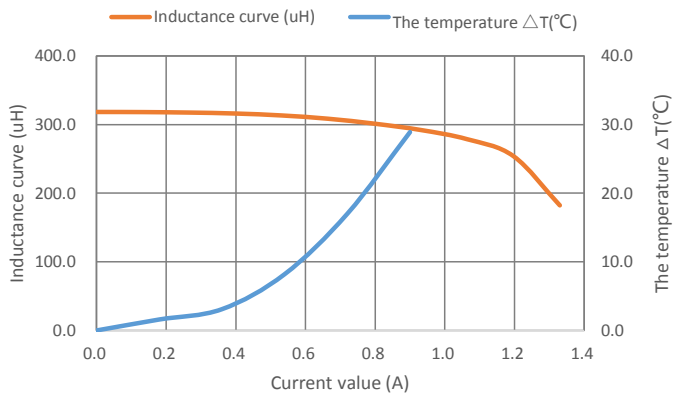
PA4321.683NLT



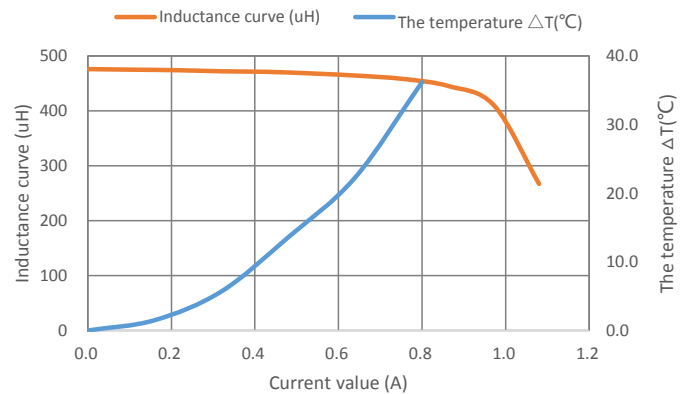
PA4321.104NLT



PA4321.334NLT



PA4321.474NLT



# Shielded Drum Core Inductor

PA4321 Series



---

## For More Information

### **Pulse Worldwide Headquarters**

15255 Innovation Drive Ste 100  
San Diego, CA 92128  
U.S.A.

Tel: 858 674 8100  
Fax: 858 674 8262

### **Pulse Europe**

Pulse Electronics GmbH  
Am Rottland 12  
58540 Meinerzhagen  
Germany

Tel: 49 2354 777 100  
Fax: 49 2354 777 168

### **Pulse China Headquarters**

Pulse Electronics (ShenZhen) CO., LTD  
D708, Shenzhen Academy of  
Aerospace Technology,  
The 10th Keji South Road,  
Nanshan District, Shenzhen,  
P.R. China 518057

Tel: 86 755 33966678  
Fax: 86 755 33966700

### **Pulse North China**

Room 2704/2705  
Super Ocean Finance Ctr.  
2067 Yan An Road West  
Shanghai 200336  
China

Tel: 86 21 62787060  
Fax: 86 2162786973

### **Pulse South Asia**

135 Joo Seng Road  
#03-02  
PM Industrial Bldg.  
Singapore 368363

Tel: 65 6287 8998  
Fax: 65 6280 0080

### **Pulse North Asia**

1F., No.111 Xiyuan Rd  
Zhongli City  
Taoyuan City 32057  
Taiwan (R.O.C)

Tel: 886 3 4356768  
Fax: 886 3 4356820

Performance warranty of products offered on this data sheet is limited to the parameters specified. Data is subject to change without notice. Other brand and product names mentioned herein may be trademarks or registered trademarks of their respective owners. © Copyright, 2019. Pulse Electronics, Inc. All rights reserved.