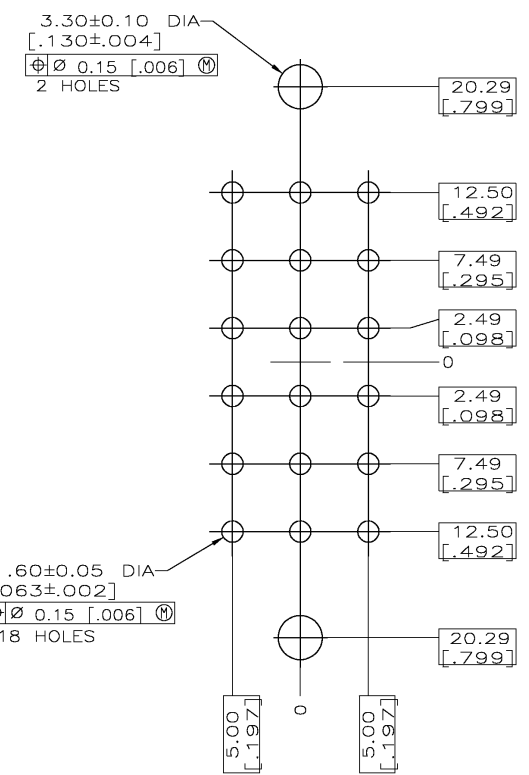
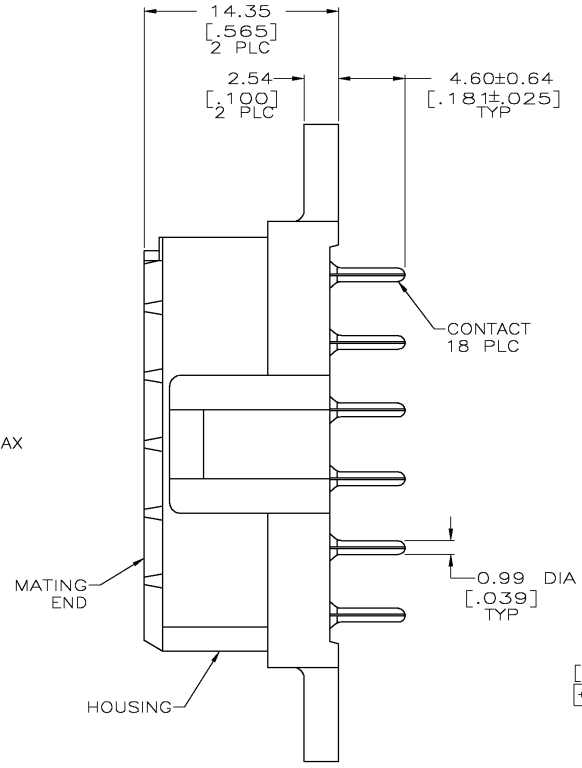
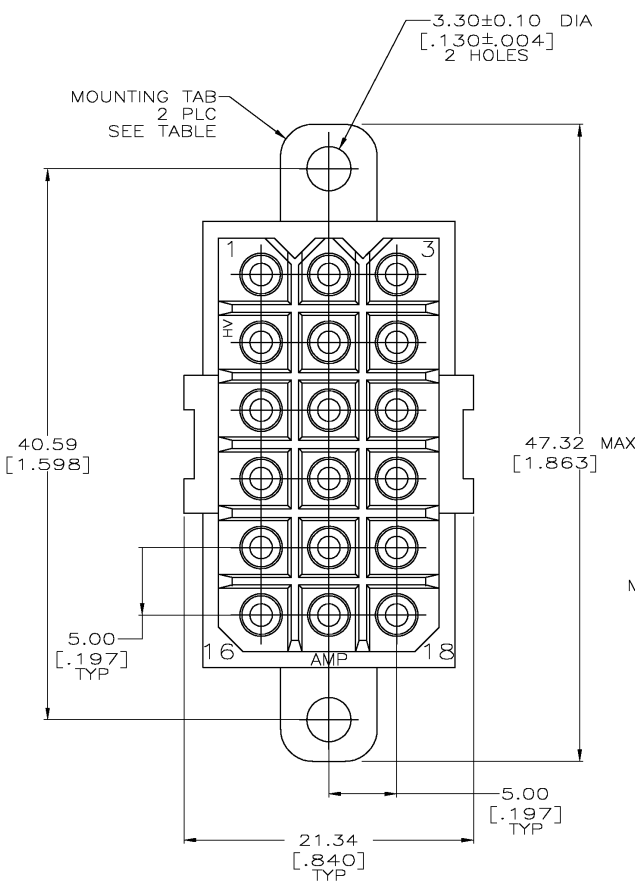


LOC	DIST	REVISIONS			
P	LTN	DESCRIPTION	DATE	DNW	APVD
BD	39	L	OG3B-0397-03	12MAY03	TK GS



RECOMMENDED LAYOUT

- 1 NYLON, UL 94-V0 RATED, RED.
- 2 PHOSPHOR BRONZE.
- 3 3.81µm [.000150] MIN TIN-LEAD OVER 1.27µm [.000050] MIN NICKEL.
- 4 0.76µm [.000030] MIN GOLD FOR A LENGTH OF 4.95 [.195] MIN FROM MATING END, 3.81µm [.000150] MIN TIN-LEAD FOR A LENGTH OF 4.88 [.192] MIN ON OPPOSITE END, BOTH OVER 1.27µm [.000050] MIN NICKEL.
- 5 3.81µm [.000150] MIN TIN OVER 1.27µm [.000050] MIN NICKEL.

CONTACT FINISH	MOUNTING TABS	PART NO
5	YES	207530-7
4	NO	207530-4
4	YES	207530-3
3	NO	207530-2
3	YES	207530-1

THIS DRAWING IS A CONTROLLED DOCUMENT.

DNW	03/19/92	Tyco Electronics Corporation Harrisburg, Pa			
LSIPE	3-25-92				
DR	3-25-92	SOCKET HEADER ASSEMBLY, 18 POSITION, METRIMATE			
RS STONE	3-25-92				
APVD	A TRAVIS	SIZE	CODE CODE	DRAWING NO	RESTRICTED TO
		A2	00779	108-10033	©-207530
				APPLICATION SPEC	
				WEIGHT	
				CUSTOMER DRAWING	

MATERIAL HOUSING: 1 CONTACT: SEE TABLE

SCALE: 4:1 SHEET 1 OF 1 REV L

207530