

**Data sheet | Item number: 769-161**

2-pin carrier terminal block; with 2 jumper positions; for DIN-rail 35 x 15 and 35 x 7.5; gray

[www.wago.com/769-161](http://www.wago.com/769-161)



**Color:**



Subject to changes. Please also observe the further product documentation!

---

WAGO GmbH & Co. KG  
Hansastr. 27  
32423 Minden  
Phone: +49571 887-0 | Fax: +49571 887-169  
Email: [info.de@wago.com](mailto:info.de@wago.com) | Web: [www.wago.com](http://www.wago.com)

Do you have any questions about our products?  
We are always happy to take your call at +49 (571) 887-44222.



Carrier terminal block

For other dimensions, see carrier terminal block (769-151).

## Data

### Notes

Safety information

2-conductor female plugs cannot be used.

### Electrical data

Subject to changes. Please also observe the further product documentation!

WAGO GmbH & Co. KG  
Hansastr. 27  
32423 Minden  
Phone: +49571 887-0 | Fax: +49571 887-169  
Email: [info.de@wago.com](mailto:info.de@wago.com) | Web: [www.wago.com](http://www.wago.com)

Do you have any questions about our products?  
We are always happy to take your call at +49 (571) 887-44222.



### Ratings per IEC/EN

Nominal voltage (III/3)	400 V
Rated impulse voltage (III/3)	6 kV
Rated current	16 A
Legend (ratings)	(III / 3) ≙ Overvoltage category III / Pollution degree 3

### Power Loss

Rated current $I_N$ for specified power loss	16 A
----------------------------------------------	------

### Connection data

Total number of potentials	2
Number of levels	1

### Connection 1

Pole number	2
Wiring direction	Front-entry wiring

### Physical data

Width	5 mm / 0.197 inches
Height	87.5 mm / 3.445 inches
Depth from upper-edge of DIN-rail	28.5 mm / 1.122 inches

### Mechanical Data

Design	horizontal type
Mounting type	DIN-35 rail
Marking level	Center marking

### Material Data

Note (material data)	<a href="#">Information on material specifications can be found here</a>
Color	gray
Material group	I
Insulation material	Polyamide (PA66)

Subject to changes. Please also observe the further product documentation!



Flammability class per UL94	V0
Fire load	0.167 MJ
Weight	7.7 g

### Environmental requirements

Processing temperature	-35 ... +85 °C
Continuous operating temperature	-60 ... +105 °C

### Commercial data

Product Group	18 (X-COM-System)
eCl@ss 10.0	27-14-11-20
eCl@ss 9.0	27-14-11-20
ETIM 8.0	EC000897
ETIM 7.0	EC000897
PU (SPU)	50 pcs
Packaging type	box
Country of origin	DE
GTIN	4044918630092
Customs tariff number	85369010000

### Environmental Product Compliance

RoHS Compliance Status	Compliant, No Exemption
------------------------	-------------------------

### Approvals / Certificates

#### General approvals

Logo	Approval	Additional Approval Text	Certificate name
	<b>CCA</b> DEKRA Certification B.V.	EN 60947	NTR NL-7626
	<b>CSA</b> CSA Group	C22.2	1101144
	<b>KEMA/KEUR</b> DEKRA Certification B.V.	EN 60947	2190419.01
	<b>UL</b> Underwriters Laboratories Inc.	UL 1977	E 45171
	<b>UR</b> Underwriters Laboratories Inc.	UL 1059	E45172

Subject to changes. Please also observe the further product documentation!

WAGO GmbH & Co. KG  
 Hansastr. 27  
 32423 Minden  
 Phone: +49571 887-0 | Fax: +49571 887-169  
 Email: [info.de@wago.com](mailto:info.de@wago.com) | Web: [www.wago.com](http://www.wago.com)

Do you have any questions about our products?  
 We are always happy to take your call at +49 (571) 887-44222.



## Declarations of conformity and manufacturer's declarations

Logo	Approval	Additional Approval Text	Certificate name
	<b>EU-Declaration of Conformity</b> WAGO GmbH & Co. KG	-	-
	<b>UK-Declaration of Conformity</b> WAGO GmbH & Co. KG	-	-

## Approvals for marine applications

Logo	Approval	Additional Approval Text	Certificate name
	<b>ABS</b> American Bureau of Shipping	EN 60947	20- HG1941090- PDA
	<b>DNV GL</b> Det Norske Veritas, Germanischer Lloyd	-	TAE00001V2

## Counterpart

<b>Item no.769-101</b> 1-conductor female connector; CAGE CLAMP®; 4 mm²; Pin spacing 5 mm; 1-pole; coding finger; 4,00 mm²; gray	<a href="http://www.wago.com/769-101">www.wago.com/769-101</a>
<b>Item no.769-101/022-000</b> 1-conductor female connector, angled; CAGE CLAMP®; 4 mm²; Pin spacing 5 mm; 1-pole; coding finger; 4,00 mm²; gray	<a href="http://www.wago.com/769-101/022-000">www.wago.com/769-101/022-000</a>

## Required accessories

## End plate

End plate	
<b>Item no.: 769-309</b> End and intermediate plate; 1.1 mm thick; gray	<a href="http://www.wago.com/769-309">www.wago.com/769-309</a>
<b>Item no.: 769-310</b> End and intermediate plate; 1.1 mm thick; orange	<a href="http://www.wago.com/769-310">www.wago.com/769-310</a>

## Optional accessories

## Cover

Cover	
<b>Item no.: 769-438</b> Pin cover; with marker slot for miniature WSB; gray	<a href="http://www.wago.com/769-438">www.wago.com/769-438</a>
<b>Item no.: 769-439</b>	

Subject to changes. Please also observe the further product documentation!

Pin cover; with marker slot for miniature WSB; orange

[www.wago.com/769-439](http://www.wago.com/769-439)


---

**Jumpers**


---

 Jumper
 

---

**Item no.: 280-402**

Jumper; insulated; gray

[www.wago.com/280-402](http://www.wago.com/280-402)**Item no.: 280-409**

Jumper; insulated; gray

[www.wago.com/280-409](http://www.wago.com/280-409)**Item no.: 780-454**

Staggered jumper; from 1 to 4; insulated; gray

[www.wago.com/780-454](http://www.wago.com/780-454)**Item no.: 780-452**

Staggered jumper; from 1 to 2; insulated; gray

[www.wago.com/780-452](http://www.wago.com/780-452)**Item no.: 780-453**

Staggered jumper; from 1 to 3; insulated; gray

[www.wago.com/780-453](http://www.wago.com/780-453)**Item no.: 780-457**

Staggered jumper; from 1 to 7; insulated; gray

[www.wago.com/780-457](http://www.wago.com/780-457)**Item no.: 780-456**

Staggered jumper; from 1 to 6; insulated; gray

[www.wago.com/780-456](http://www.wago.com/780-456)**Item no.: 780-455**

Staggered jumper; from 1 to 5; insulated; gray

[www.wago.com/780-455](http://www.wago.com/780-455)**Item no.: 780-458**

Staggered jumper; from 1 to 8; insulated; gray

[www.wago.com/780-458](http://www.wago.com/780-458)


---

**Plugs**


---

 Component module with a fuse
 

---

**Item no.: 286-890**

Component module with fuse; for (5 x 20) mm microfuse; Nominal voltage: 24 VAC/DC; gray

[www.wago.com/286-890](http://www.wago.com/286-890)**Item no.: 286-891**

Component module with fuse; for (5 x 20) mm microfuse; Nominal voltage: 230 VAC/DC; gray

[www.wago.com/286-891](http://www.wago.com/286-891)


---

 Neon indicator module
 

---

**Item no.: 280-801/281-417**

Component plug; for carrier terminal blocks; 2-pole; 5 mm wide; gray

[www.wago.com/280-801/281-417](http://www.wago.com/280-801/281-417)**Item no.: 280-801/281-418**

Component plug; for carrier terminal blocks; 2-pole; 5 mm wide; gray

[www.wago.com/280-801/281-418](http://www.wago.com/280-801/281-418)


---

 Solid-state relay module
 

---

**Item no.: 286-721**

Optocoupler module; Nominal input voltage: 24 VDC; Output voltage range: 15 ... 30 VDC; Limiting continuous current: 5 A; 3-wire connection/low-side switching; Red status indicator; Module width: 15

[www.wago.com/286-721](http://www.wago.com/286-721)

Subject to changes. Please also observe the further product documentation!

WAGO GmbH &amp; Co. KG

Hansastr. 27

32423 Minden

Phone: +49571 887-0 | Fax: +49571 887-169

Email: [info.de@wago.com](mailto:info.de@wago.com) | Web: [www.wago.com](http://www.wago.com)

Do you have any questions about our products?

We are always happy to take your call at +49 (571) 887-44222.



mm; gray

**Item no.: 286-723**

Optocoupler module; Nominal input voltage: 24 VDC; Output voltage range: 15 ... 30 VDC; Limiting continuous current: 4 A; 3-wire connection/high-side switching; Red status indicator; Module width: 15 mm; gray

[www.wago.com/286-723](http://www.wago.com/286-723)**Item no.: 286-752**

Optocoupler module; Nominal input voltage: 24 VDC; Output voltage range: 20 ... 30 VDC; Limiting continuous current: 0.5 A; 3-wire connection/high-side switching; Frequency: 25 kHz; Red status indicator; Module width: 15 mm; gray

[www.wago.com/286-752](http://www.wago.com/286-752)**Item no.: 286-752/002-000**

Optocoupler module; Red status indicator; gray

[www.wago.com/286-752/002-000](http://www.wago.com/286-752/002-000)**Item no.: 286-792**

Optocoupler module; Red status indicator; gray

[www.wago.com/286-792](http://www.wago.com/286-792)**Item no.: 286-794**

Optocoupler module; Nominal input voltage: 24 VDC; Red status indicator; gray

[www.wago.com/286-794](http://www.wago.com/286-794)**Item no.: 286-791**

Optocoupler module; Nominal input voltage: 24 VDC; Output voltage range: 20 ... 60 VDC; Limiting continuous current: 0.1 A; 2-wire connection; Frequency: 3 kHz; Red status indicator; Module width: 10 mm; gray

[www.wago.com/286-791](http://www.wago.com/286-791)

## Component module with diode

**Item no.: 286-805**

Component module with diode; with 5 pcs; Diode 1N4007; with common anode; gray

[www.wago.com/286-805](http://www.wago.com/286-805)**Item no.: 286-807**

Component module with diode; with 7 pcs; Diode 1N4007; with common anode; gray

[www.wago.com/286-807](http://www.wago.com/286-807)**Item no.: 286-809**

Component module with diode; with 9 pcs; Diode 1N4007; with common anode; gray

[www.wago.com/286-809](http://www.wago.com/286-809)**Item no.: 280-801/281-411**

Component plug; for carrier terminal blocks; 2-pole; with diode 1N4007; 5 mm wide; gray

[www.wago.com/280-801/281-411](http://www.wago.com/280-801/281-411)**Item no.: 280-801/281-420**

Component plug; for carrier terminal blocks; 2-pole; with LED and recovery diode; 5 mm wide; gray

[www.wago.com/280-801/281-420](http://www.wago.com/280-801/281-420)

## Timer relay module

**Item no.: 286-604/004-000**

Timer relay module; Nominal input voltage: 24 VDC; Limiting continuous current: 6 A; On-delay: 10 ... 100 s; Red status indicator; Module width: 20 mm; gray

[www.wago.com/286-604/004-000](http://www.wago.com/286-604/004-000)**Item no.: 286-640/004-000**

Timer relay module; Nominal input voltage: 24 VDC; Limiting continuous current: 5 A; Railway; Multifunction; Red status indicator; Module width: 20 mm; gray

[www.wago.com/286-640/004-000](http://www.wago.com/286-640/004-000)**Item no.: 286-640**

Subject to changes. Please also observe the further product documentation!

WAGO GmbH &amp; Co. KG

Hansastr. 27

32423 Minden

Phone: +49571 887-0 | Fax: +49571 887-169

Email: [info.de@wago.com](mailto:info.de@wago.com) | Web: [www.wago.com](http://www.wago.com)

Do you have any questions about our products?

We are always happy to take your call at +49 (571) 887-44222.



Timer relay module; Nominal input voltage: 24 VDC; Limiting continuous current: 6 A; Railway; Multifunction/Multitime; Red status indicator; Module width: 20 mm; gray

[www.wago.com/286-640](http://www.wago.com/286-640)

---

Bridge rectifier module

**Item no.: 286-830**

Bridge rectifier module; Input voltage: 24 VAC; with varistor protective circuit; gray

[www.wago.com/286-830](http://www.wago.com/286-830)

---

Current flow monitoring module

**Item no.: 286-664**

Current flow monitoring module; AC currents; Monitoring range: 0.2 A – 3 A; 1 changeover contact; light gray [www.wago.com/286-664](http://www.wago.com/286-664)

**Item no.: 286-665**

Current flow monitoring module; AC currents; Monitoring range: 1 A – 10 A; 1 changeover contact; light gray [www.wago.com/286-665](http://www.wago.com/286-665)

**Item no.: 286-662**

Current flow monitoring module; DC currents; Monitoring range: 0.4 A – 3.5 A; 1 make contact; light gray [www.wago.com/286-662](http://www.wago.com/286-662)

**Item no.: 286-661**

Current flow monitoring module; AC currents; light gray

[www.wago.com/286-661](http://www.wago.com/286-661)

---

Switching module

**Item no.: 286-896**

Switching module; with momentary switch; Switching voltage: 250 VAC; Switching current: 6 A; gray

[www.wago.com/286-896](http://www.wago.com/286-896)

**Item no.: 286-895**

Switching module; with changeover rocker switch; Switching voltage: 250 VAC; Switching current: 6 A; gray [www.wago.com/286-895](http://www.wago.com/286-895)

---

Fuse plug

**Item no.: 280-854/281-413**

Fuse plug; with soldered miniature fuse; with indicator lamp; LED (red); DC 15 - 30 V; 1 A FF; 5 mm wide; gray

[www.wago.com/280-854/281-413](http://www.wago.com/280-854/281-413)

**Item no.: 280-854/281-415**

Fuse plug; with soldered miniature fuse; with indicator lamp; LED (red); AC 15 - 30 V; 1 A FF; 5 mm wide; gray

[www.wago.com/280-854/281-415](http://www.wago.com/280-854/281-415)

**Item no.: 280-856/281-415**

Fuse plug; with soldered miniature fuse; with indicator lamp; LED (red); AC 15 - 30 V; 2 A FF; 5 mm wide; gray

[www.wago.com/280-856/281-415](http://www.wago.com/280-856/281-415)

**Item no.: 280-856/281-414**

Fuse plug; with soldered miniature fuse; with indicator lamp; LED (red); DC 30 - 65 V; 2 A FF; 5 mm wide; gray

[www.wago.com/280-856/281-414](http://www.wago.com/280-856/281-414)

**Item no.: 280-856**

Fuse plug; with soldered miniature fuse; 2 A FF; 5 mm wide; gray

[www.wago.com/280-856](http://www.wago.com/280-856)

**Item no.: 280-854/281-414**

Fuse plug; with soldered miniature fuse; with indicator lamp; LED (red); DC 30 - 65 V; 1 A FF; 5 mm wide; gray

[www.wago.com/280-854/281-414](http://www.wago.com/280-854/281-414)

**Item no.: 280-856/281-413**

Subject to changes. Please also observe the further product documentation!

WAGO GmbH & Co. KG

Hansastr. 27

32423 Minden

Phone: +49571 887-0 | Fax: +49571 887-169

Email: [info.de@wago.com](mailto:info.de@wago.com) | Web: [www.wago.com](http://www.wago.com)

Do you have any questions about our products?

We are always happy to take your call at +49 (571) 887-44222.





Fuse plug; with soldered miniature fuse; with indicator lamp; LED (red); DC 15 - 30 V; 2 A FF; 5 mm wide; gray [www.wago.com/280-856/281-413](http://www.wago.com/280-856/281-413)

**Item no.: 281-511**

Fuse plug; with pull-tab; for miniature metric fuses 5 x 20 mm and 5 x 25 mm; without blown fuse indication; 6 mm wide; gray [www.wago.com/281-511](http://www.wago.com/281-511)

**Item no.: 281-512/281-501**

Fuse plug; with pull-tab; for miniature metric fuses 5 x 20 mm and 5 x 25 mm; with LED indicator; 24 V AC/DC; 6 mm wide; gray [www.wago.com/281-512/281-501](http://www.wago.com/281-512/281-501)

**Item no.: 281-512**

Fuse plug; with pull-tab; for miniature metric fuses 5 x 20 mm and 5 x 25 mm; with port for LED; 6 mm wide; gray [www.wago.com/281-512](http://www.wago.com/281-512)

**Item no.: 281-512/281-418**

Fuse plug; with pull-tab; for miniature metric fuses 5 x 20 mm and 5 x 25 mm; with blown fuse indication by neon lamp; 120 V; 6 mm wide; gray [www.wago.com/281-512/281-418](http://www.wago.com/281-512/281-418)

**Item no.: 281-512/281-417**

Fuse plug; with pull-tab; for miniature metric fuses 5 x 20 mm and 5 x 25 mm; with blown fuse indication by neon lamp; 230 V; 6 mm wide; gray [www.wago.com/281-512/281-417](http://www.wago.com/281-512/281-417)

**Item no.: 280-850/281-414**

Fuse plug; with soldered miniature fuse; with indicator lamp; LED (red); DC 30 - 65 V; 250 mA FF; 5 mm wide; gray [www.wago.com/280-850/281-414](http://www.wago.com/280-850/281-414)

**Item no.: 280-850/281-413**

Fuse plug; with soldered miniature fuse; with indicator lamp; LED (red); DC 15 - 30 V; 250 mA FF; 5 mm wide; gray [www.wago.com/280-850/281-413](http://www.wago.com/280-850/281-413)

**Item no.: 280-850/281-415**

Fuse plug; with soldered miniature fuse; with indicator lamp; LED (red); AC 15 - 30 V; 250 mA FF; 5 mm wide; gray [www.wago.com/280-850/281-415](http://www.wago.com/280-850/281-415)

**Item no.: 280-852/281-413**

Fuse plug; with soldered miniature fuse; with indicator lamp; LED (red); DC 15 - 30 V; 500 mA FF; 5 mm wide; gray [www.wago.com/280-852/281-413](http://www.wago.com/280-852/281-413)

**Item no.: 280-852/281-414**

Fuse plug; with soldered miniature fuse; with indicator lamp; LED (red); DC 30 - 65 V; 500 mA FF; 5 mm wide; gray [www.wago.com/280-852/281-414](http://www.wago.com/280-852/281-414)

**Item no.: 280-852/281-415**

Fuse plug; with soldered miniature fuse; with indicator lamp; LED (red); AC 15 - 30 V; 500 mA FF; 5 mm wide; gray [www.wago.com/280-852/281-415](http://www.wago.com/280-852/281-415)

**Item no.: 280-854**

Fuse plug; with soldered miniature fuse; 1 A FF; 5 mm wide; gray [www.wago.com/280-854](http://www.wago.com/280-854)

**Item no.: 280-852**

Fuse plug; with soldered miniature fuse; 500 mA FF; 5 mm wide; gray [www.wago.com/280-852](http://www.wago.com/280-852)

**Item no.: 280-850**

Subject to changes. Please also observe the further product documentation!

WAGO GmbH & Co. KG

Hansastr. 27

32423 Minden

Phone: +49571 887-0 | Fax: +49571 887-169

Email: [info.de@wago.com](mailto:info.de@wago.com) | Web: [www.wago.com](http://www.wago.com)

Do you have any questions about our products?

We are always happy to take your call at +49 (571) 887-44222.

Fuse plug; with soldered miniature fuse; 250 mA FF; 5 mm wide; gray

[www.wago.com/280-850](http://www.wago.com/280-850)

## Component module with LED

**Item no.: 286-822**

Component module with LED; Red LED; with common cathode

[www.wago.com/286-822](http://www.wago.com/286-822)**Item no.: 280-801/281-413**

Component plug; for carrier terminal blocks; 2-pole; LED (red); 24 VDC; 5 mm wide; gray

[www.wago.com/280-801/281-413](http://www.wago.com/280-801/281-413)**Item no.: 280-801/281-414**

Component plug; for carrier terminal blocks; 2-pole; LED (red); 48 VDC; 5 mm wide; gray

[www.wago.com/280-801/281-414](http://www.wago.com/280-801/281-414)**Item no.: 280-801/281-421**

Component plug; for carrier terminal blocks; 2-pole; with LED and recovery diode; 5 mm wide; gray

[www.wago.com/280-801/281-421](http://www.wago.com/280-801/281-421)**Item no.: 280-801/281-416**

Component plug; for carrier terminal blocks; 2-pole; LED (red); 5 mm wide; gray

[www.wago.com/280-801/281-416](http://www.wago.com/280-801/281-416)

## Component terminal block with LED

**Item no.: 280-801/281-415**

Component plug; for carrier terminal blocks; 2-pole; LED (red); 5 mm wide; gray

[www.wago.com/280-801/281-415](http://www.wago.com/280-801/281-415)

## AND gate module

**Item no.: 286-826**

AND gate module with 6 inputs; light gray

[www.wago.com/286-826](http://www.wago.com/286-826)

## Relay module

**Item no.: 286-307/004-000**

Relay module; Nominal input voltage: 110 VDC; 1 changeover contact; Limiting continuous current: 3 A; Railway; Red status indicator; Module width: 15 mm; gray

[www.wago.com/286-307/004-000](http://www.wago.com/286-307/004-000)**Item no.: 286-328/004-000**

Relay module; Nominal input voltage: 24 VDC; 2 make contact; Limiting continuous current: 6 A; Railway; Red status indicator; Module width: 20 mm; gray

[www.wago.com/286-328/004-000](http://www.wago.com/286-328/004-000)**Item no.: 286-312**

Relay module; Nominal input voltage: 24 VDC; 2 changeover contacts; Limiting continuous current: 7 A; Red status indicator; Module width: 20 mm; gray

[www.wago.com/286-312](http://www.wago.com/286-312)**Item no.: 286-328**

Relay module; Nominal input voltage: 24 VDC; 2 make contact; Limiting continuous current: 6 A; Red status indicator; Module width: 20 mm; gray

[www.wago.com/286-328](http://www.wago.com/286-328)**Item no.: 286-312/004-000**

Relay module; Nominal input voltage: 24 VDC; 2 changeover contacts; Limiting continuous current: 5 A; Railway; Red status indicator; Module width: 20 mm; gray

[www.wago.com/286-312/004-000](http://www.wago.com/286-312/004-000)**Item no.: 286-316**

Subject to changes. Please also observe the further product documentation!

WAGO GmbH &amp; Co. KG

Hansastr. 27

32423 Minden

Phone: +49571 887-0 | Fax: +49571 887-169

Email: [info.de@wago.com](mailto:info.de@wago.com) | Web: [www.wago.com](http://www.wago.com)

Do you have any questions about our products?

We are always happy to take your call at +49 (571) 887-44222.



Relay module; Nominal input voltage: 220 VDC; 2 changeover contacts; Limiting continuous current: 7 A; Red status indicator; Module width: 20 mm; gray [www.wago.com/286-316](http://www.wago.com/286-316)

**Item no.: 286-320**

Relay module; Nominal input voltage: 24 VDC; 1 break and 1 make contact; Limiting continuous current: 6 A; Red status indicator; Module width: 20 mm; gray [www.wago.com/286-320](http://www.wago.com/286-320)

**Item no.: 286-336/001-000**

Relay module; Nominal input voltage: 24 VDC; 2 break and 2 make contacts; Red status indicator; Module width: 25 mm; gray [www.wago.com/286-336/001-000](http://www.wago.com/286-336/001-000)

**Item no.: 286-352/004-000**

Relay module; Nominal input voltage: 24 VDC; 4 make contacts; Limiting continuous current: 5 A; Railway; Red status indicator; Module width: 25 mm; gray [www.wago.com/286-352/004-000](http://www.wago.com/286-352/004-000)

**Item no.: 286-344/004-000**

Relay module; Nominal input voltage: 24 VDC; 3 break contacts and 1 make contact; Railway; Red status indicator; Module width: 25 mm; gray [www.wago.com/286-344/004-000](http://www.wago.com/286-344/004-000)

**Item no.: 286-364/004-000**

Relay module; Nominal input voltage: 24 VDC; 1 make contact; Limiting continuous current: 3 A; Railway; Red status indicator; Module width: 10 mm; gray [www.wago.com/286-364/004-000](http://www.wago.com/286-364/004-000)

**Item no.: 286-368/004-000**

Relay module; Nominal input voltage: 24 VDC; 1 break contact; Limiting continuous current: 3 A; Railway; Red status indicator; Module width: 10 mm; gray [www.wago.com/286-368/004-000](http://www.wago.com/286-368/004-000)

**Item no.: 286-364**

Relay module; Nominal input voltage: 24 VDC; 1 make contact; Limiting continuous current: 5 A; Red status indicator; Module width: 10 mm; gray [www.wago.com/286-364](http://www.wago.com/286-364)

**Item no.: 286-376**

Relay module; Nominal input voltage: 24 VDC; 1 make contact; Limiting continuous current: 5 A; for switching higher DC loads; Red status indicator; Module width: 15 mm; gray [www.wago.com/286-376](http://www.wago.com/286-376)

**Item no.: 286-368**

Relay module; Nominal input voltage: 24 VDC; 1 break contact; Limiting continuous current: 5 A; Red status indicator; Module width: 10 mm; gray [www.wago.com/286-368](http://www.wago.com/286-368)

**Item no.: 286-394/004-000**

Relay module; Nominal input voltage: 24 VDC; 1 changeover contact; Limiting continuous current: 1 A; with gold contacts; Railway; Red status indicator; Module width: 15 mm; light gray [www.wago.com/286-394/004-000](http://www.wago.com/286-394/004-000)

**Item no.: 286-380**

Bistable relay module; Nominal input voltage: 24 VDC; 1 changeover contact; Limiting continuous current: 6 A; Red status indicator; Module width: 15 mm; gray [www.wago.com/286-380](http://www.wago.com/286-380)

**Item no.: 286-320/004-000**

Relay module; Nominal input voltage: 24 VDC; 1 break and 1 make contact; Railway; Red status indicator; Module width: 20 mm; gray [www.wago.com/286-320/004-000](http://www.wago.com/286-320/004-000)

**Item no.: 286-573**

Latching relay module; Nominal input voltage: 24 VDC; 1 changeover contact; Limiting continuous current: 6 A; Red status indicator; Module width: 15 mm [www.wago.com/286-573](http://www.wago.com/286-573)

**Item no.: 286-304**

Relay module; Nominal input voltage: 24 VDC; 1 changeover contact; Limiting continuous current: 7 A; [www.wago.com/286-304](http://www.wago.com/286-304)

Subject to changes. Please also observe the further product documentation!

WAGO GmbH & Co. KG

Hansastr. 27

32423 Minden

Phone: +49571 887-0 | Fax: +49571 887-169

Email: [info.de@wago.com](mailto:info.de@wago.com) | Web: [www.wago.com](http://www.wago.com)

Do you have any questions about our products?

We are always happy to take your call at +49 (571) 887-44222.



Red status indicator; Module width: 15 mm; gray

**Item no.: 286-304/004-000**

Relay module; Nominal input voltage: 24 VDC; 1 changeover contact; Limiting continuous current: 6 A; [www.wago.com/286-304/004-000](http://www.wago.com/286-304/004-000)  
Railway; Red status indicator; Module width: 15 mm; gray

**Item no.: 286-508**

Relay module; Nominal input voltage: 230 VAC; 1 changeover contact; Limiting continuous current: 7 A; [www.wago.com/286-508](http://www.wago.com/286-508)  
Red status indicator; Module width: 15 mm; gray

**Item no.: 286-507**

Relay module; Nominal input voltage: 115 VAC; 1 changeover contact; Limiting continuous current: 7 A; [www.wago.com/286-507](http://www.wago.com/286-507)  
Red status indicator; Module width: 15 mm; gray

**Item no.: 286-516**

Relay module; Nominal input voltage: 230 VAC; 2 changeover contacts; Limiting continuous current: 7 A; [www.wago.com/286-516](http://www.wago.com/286-516)  
A; Red status indicator; Module width: 15 mm; gray

S0 interface power supply unit

**Item no.: 286-742**

S0 interface power supply; Input voltage: 230 VAC; S0 interface [www.wago.com/286-742](http://www.wago.com/286-742)

Empty component plug housing

**Item no.: 280-801**

Empty component plug housing; gray [www.wago.com/280-801](http://www.wago.com/280-801)

**Item no.: 280-802**

Empty component plug housing; gray [www.wago.com/280-802](http://www.wago.com/280-802)

**Item no.: 280-804**

Empty component plug housing; 10 mm wide; Type 3; 4-pole; gray [www.wago.com/280-804](http://www.wago.com/280-804)

**Item no.: 286-112**

Empty component plug housing; Type 11; 20 mm wide; 8-pole; gray [www.wago.com/286-112](http://www.wago.com/286-112)

**Item no.: 286-113**

Empty component plug housing; Type 12; 25 mm wide; 10-pole; gray [www.wago.com/286-113](http://www.wago.com/286-113)

**Item no.: 286-110**

Empty component plug housing; Type 9; 10 mm wide; 4-pole; gray [www.wago.com/286-110](http://www.wago.com/286-110)

**Item no.: 286-111**

Empty component plug housing; Type 10; 15 mm wide; 6-pole; gray [www.wago.com/286-111](http://www.wago.com/286-111)

**Item no.: 786-102**

Empty component plug housing; Type 15; 20 mm wide; 8-pole; gray [www.wago.com/786-102](http://www.wago.com/786-102)

**Item no.: 786-101**

Empty component plug housing; Type 14; 15 mm wide; 6-pole; gray [www.wago.com/786-101](http://www.wago.com/786-101)

**Item no.: 786-103**

Empty component plug housing; Type 16; 25 mm wide; 10-pole; gray [www.wago.com/786-103](http://www.wago.com/786-103)

**Coding**

Coding

Subject to changes. Please also observe the further product documentation!

WAGO GmbH & Co. KG

Hansastr. 27

32423 Minden

Phone: +49571 887-0 | Fax: +49571 887-169

Email: [info.de@wago.com](mailto:info.de@wago.com) | Web: [www.wago.com](http://www.wago.com)

Do you have any questions about our products?

We are always happy to take your call at +49 (571) 887-44222.

**Item no.: 769-435**

Coding pin; for coding of female plugs; for carrier terminal blocks / male connectors; orange

[www.wago.com/769-435](http://www.wago.com/769-435)**Mounting**

## Mounting accessories

**Item no.: 209-106**

Mounting carrier; for isolated mounting on DIN 35 rails; gray

[www.wago.com/209-106](http://www.wago.com/209-106)**Item no.: 249-116**

Screwless end stop; 6 mm wide; for DIN-rail 35 x 15 and 35 x 7.5; gray

[www.wago.com/249-116](http://www.wago.com/249-116)**Push-in type wire jumper**

## Jumper

**Item no.: 249-123**Push-in type wire jumper; 0.75 mm<sup>2</sup>; insulated; 180 mm long; black[www.wago.com/249-123](http://www.wago.com/249-123)**Item no.: 249-126**Push-in type wire jumper; 0.75 mm<sup>2</sup>; insulated; 110 mm long; black[www.wago.com/249-126](http://www.wago.com/249-126)**Item no.: 249-127**Push-in type wire jumper; 0.75 mm<sup>2</sup>; insulated; 250 mm long; black[www.wago.com/249-127](http://www.wago.com/249-127)**Item no.: 249-125**

Push-in type wire jumper; insulated; 60 mm long; black

[www.wago.com/249-125](http://www.wago.com/249-125)**Tool**

## Operating tool

**Item no.: 210-720**

Operating tool; Blade: 3.5 x 0.5 mm; with a partially insulated shaft; multicoloured

[www.wago.com/210-720](http://www.wago.com/210-720)**End plate**

## End plate

**Item no.: 769-313**

Separator plate; 1.1 mm thick; oversized; orange

[www.wago.com/769-313](http://www.wago.com/769-313)**Testing and measuring**

## Testing accessories

**Item no.: 280-418**

Test plug module; modular; suitable for all WAGO 280 and 780 Series rail-mounted terminal blocks with jumper slots in the current bar; gray

[www.wago.com/280-418](http://www.wago.com/280-418)**Item no.: 280-404**Test plug adapter; 5 mm wide; for test plug (2.3 mm Ø); suitable for 1.5 mm<sup>2</sup> - 4 mm<sup>2</sup> tbs; gray[www.wago.com/280-404](http://www.wago.com/280-404)**Item no.: 280-419**

Spacer module; modular; bridging commoned terminal blocks; gray

[www.wago.com/280-419](http://www.wago.com/280-419)**Carrier rail**

## Mounting accessories

**Item no.: 210-197**

Steel carrier rail; 35 x 15 mm; 1.5 mm thick; 2 m long; slotted; similar to EN 60715; silver-colored

[www.wago.com/210-197](http://www.wago.com/210-197)

Subject to changes. Please also observe the further product documentation!

WAGO GmbH &amp; Co. KG

Hansastr. 27

32423 Minden

Phone: +49571 887-0 | Fax: +49571 887-169

Email: [info.de@wago.com](mailto:info.de@wago.com) | Web: [www.wago.com](http://www.wago.com)

Do you have any questions about our products?

We are always happy to take your call at +49 (571) 887-44222.



<b>Item no.: 210-198</b> Copper carrier rail; 35 x 15 mm; 2.3 mm thick; 2 m long; unslotted; according to EN 60715; copper-colored	<a href="http://www.wago.com/210-198">www.wago.com/210-198</a>
<b>Item no.: 210-504</b> Steel carrier rail; 35 x 7.5 mm; 1 mm thick; 2 m long; slotted; galvanized; according to EN 60715; silver-colored	<a href="http://www.wago.com/210-504">www.wago.com/210-504</a>
<b>Item no.: 210-505</b> Steel carrier rail; 35 x 7.5 mm; 1 mm thick; 2 m long; unslotted; galvanized; according to EN 60715; silver-colored	<a href="http://www.wago.com/210-505">www.wago.com/210-505</a>
<b>Item no.: 210-506</b> Steel carrier rail; 35 x 15 mm; 1.5 mm thick; 2 m long; unslotted; galvanized; similar to EN 60715; silver-colored	<a href="http://www.wago.com/210-506">www.wago.com/210-506</a>
<b>Item no.: 210-508</b> Steel carrier rail; 35 x 15 mm; 1.5 mm thick; 2 m long; slotted; galvanized; similar to EN 60715; silver-colored	<a href="http://www.wago.com/210-508">www.wago.com/210-508</a>
<b>Item no.: 210-113</b> Steel carrier rail; 35 x 7.5 mm; 1 mm thick; 2 m long; unslotted; according to EN 60715; silver-colored	<a href="http://www.wago.com/210-113">www.wago.com/210-113</a>
<b>Item no.: 210-118</b> Steel carrier rail; 35 x 15 mm; 2.3 mm thick; 2 m long; unslotted; according to EN 60715; silver-colored	<a href="http://www.wago.com/210-118">www.wago.com/210-118</a>
<b>Item no.: 210-112</b> Steel carrier rail; 35 x 7.5 mm; 1 mm thick; 2 m long; slotted; according to EN 60715; "Hole width 25 mm; silver-colored	<a href="http://www.wago.com/210-112">www.wago.com/210-112</a>
<b>Item no.: 210-114</b> Steel carrier rail; 35 x 15 mm; 1.5 mm thick; 2 m long; unslotted; similar to EN 60715; silver-colored	<a href="http://www.wago.com/210-114">www.wago.com/210-114</a>
<b>Item no.: 210-115</b> Steel carrier rail; 35 x 7.5 mm; 1 mm thick; 2 m long; slotted; according to EN 60715; "Hole width 18 mm; silver-colored	<a href="http://www.wago.com/210-115">www.wago.com/210-115</a>
<b>Item no.: 210-196</b> Aluminum carrier rail; 35 x 8.2 mm; 1.6 mm thick; 2 m long; unslotted; similar to EN 60715; silver-colored	<a href="http://www.wago.com/210-196">www.wago.com/210-196</a>

#### Marking accessories

Marker			
<b>Item no.: 2009-145</b> Mini-WSB Inline; for Smart Printer; 1700 pieces on roll; stretchable 5 - 5.2 mm; plain; snap-on type; white	<a href="http://www.wago.com/2009-145">www.wago.com/2009-145</a>		
<b>Item no.: 248-501</b> Mini-WSB marking card; as card; not stretchable; plain; snap-on type; white	<a href="http://www.wago.com/248-501">www.wago.com/248-501</a>		

#### Downloads

##### Documentation

##### Bid Text

769-161	2019 年2月19 日	xml	Download
X81 - Datei		3.0 kB	

Subject to changes. Please also observe the further product documentation!

WAGO GmbH & Co. KG  
Hansastr. 27  
32423 Minden  
Phone: +49571 887-0 | Fax: +49571 887-169  
Email: [info.de@wago.com](mailto:info.de@wago.com) | Web: [www.wago.com](http://www.wago.com)

Do you have any questions about our products?  
We are always happy to take your call at +49 (571) 887-44222.



769-161	2017 年10月2日	doc	Download
doc - Datei		25.1 kB	

#### Additional Information

		pdf	Download
		2.3 MB	

#### CAD/CAE-Data

##### CAD data

2D/3D Models 769-161		URL	Download
----------------------	--	-----	----------

##### CAE data

EPLAN Data Portal 769-161		URL	Download
---------------------------	--	-----	----------

WSCAD Universe 769-161		URL	Download
------------------------	--	-----	----------

ZUKEN Portal 769-161		URL	Download
----------------------	--	-----	----------

#### Environmental Product Compliance

##### Compliance Search

Environmental Product Compliance 769-161		URL	Download
------------------------------------------	--	-----	----------

2-pin carrier terminal block; with 2 jumper positions; for DIN-rail 35 x 15 and 35 x 7.5;  
gray

#### Installation Notes

##### Installation

Subject to changes. Please also observe the further product documentation!



Snap individual carrier terminal blocks onto the DIN-rail and slide together.




Open the assembly by laterally sliding a block via operating tool and remove terminal block via release lever.

### Commoning




Commoning with adjacent or staggered jumpers.


Push jumpers down until fully inserted.



Commoning carrier terminal blocks via staggered jumpers.



Commoning a 2-conductor female plug via staggered jumper and carrier terminal blocks via adjacent jumpers.



Commoning carrier terminal blocks via push-in type wire jumpers or adjacent jumpers – even over an intermediate plate.

Subject to changes. Please also observe the further product documentation!





Commoning "supply terminal blocks" (up to 10 mm<sup>2</sup>/8 AWG) with carrier terminal blocks via step-down jumpers.

#### Coding



Snap coding pin in proper direction on carrier terminal block.

Shown: Coding pin removal from carrier terminal block.

#### Locking system



Securing a female plug via locking lever on the terminal block side.

---

Subject to changes. Please also observe the further product documentation!



Carrier terminal block



Carrier terminal block

For other dimensions, see carrier terminal block (769-151).



With 6 mm wide fuse plugs, only 1-pole female plugs can be used. Commoning is only possible using adjacent jumpers (280 Series) and push-in type wire jumpers.

## Product family

X-COM

[Show all products from the family](#)

Subject to changes. Please also observe the further product documentation!