



- Universal Input 100~240VAC 50/60Hz
- UL/IEC/EN 62368-1 Approved
- Compliant to LVD & EMC safety standards
- RoHS & CE Directive Compliant
- Level VI efficiency
- OVP, OCP, OTP & Short Circuit Protection
- C8 Inlet
- 2.1 & 2.5x5.5 DC Connector Available

The purpose of the document is to specify a Single-phase AC input, single output switching power supply. This specification is suitable for: 23SW 65W Series. This product is AC to DC switching power supply, it can provide 9-24V 60W max DC output constant voltage source. This Specification defines the input, output, performance characteristics, environment, noise and safety requirements.

Models

Model Number	Output Voltage	Output Current	Output Power
23SW-00090600-S10B	9V DC	6A	54W
23SW-00120500-S10B	12V DC	5A	60W
23SW-00150400-S10B	15V DC	4A	60W
23SW-00180330-S10B	18V DC	3.3A	60W
23SW-00240271-S10B	24V DC	2.7A	65W

Input Data

	Min	Typical	Max	Units	Notes
Input Voltage	90		264	V AC	100-240VAC +/- 10%
Input Frequency	47		63	Hz	50-60Hz +/- 5%
Input Current			0.6	A	
Inrush Current	0		50	A	At cold start, 100 / 240V AC
Leakage Current			0.25	mA	

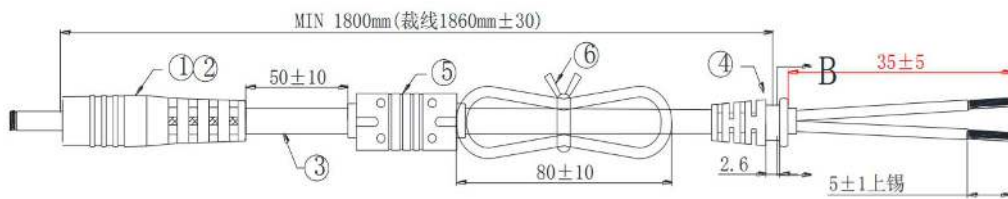
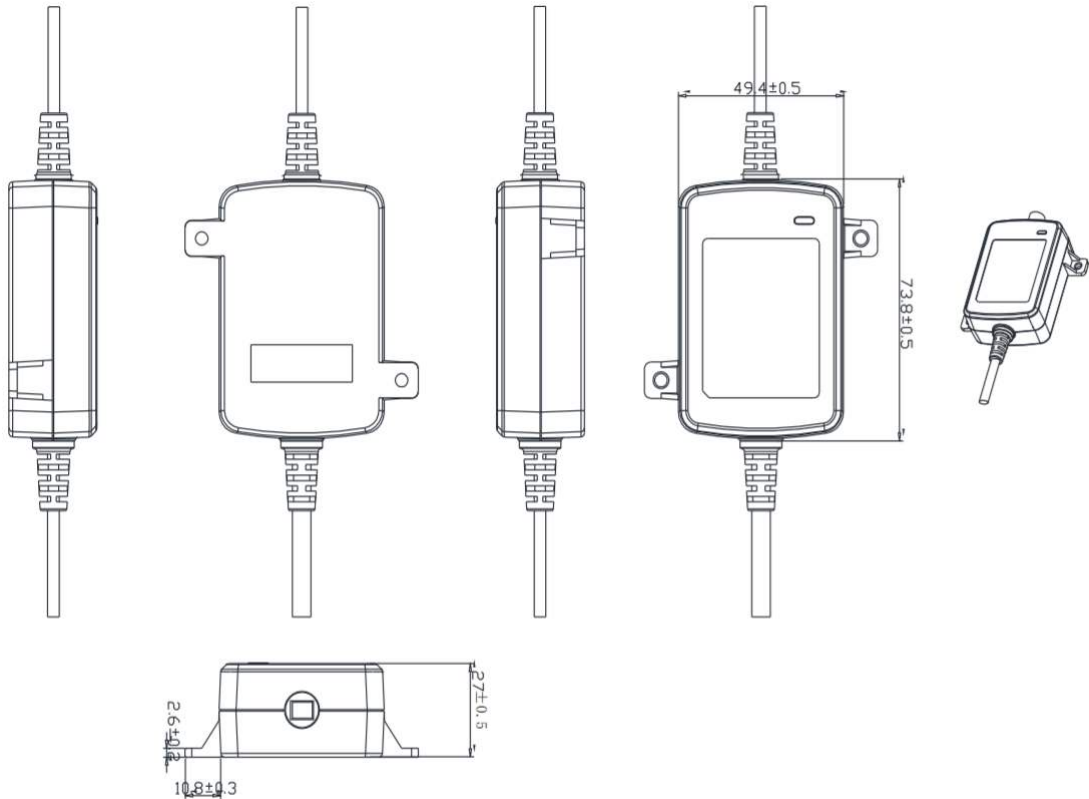
Output Data

	Min	Typical	Max	Units	Notes
Output Voltage tolerance		5%		%	
Ripple & Noise		120		mV	
Over Current Protection					OCP Limits to 120~150& Auto Start. PSU will auto recover after OC.
Short Circuit Protection					Continuous short circuit proof. Will recover if fault condition is removed
Over Voltage Protection					Will recover if fault condition is removed

Environmental Data					
	Minimum	Typical	Maximum	Units	Notes
Operating Temperature	0		+40	°C	
Storage Temperature	-20		+85	°C	
Operating Humidity	10		90	%	Operating 10% to 90%
Storage Humidity	5		95	%	Storage 5% to 95%
Other Information					
	Minimum	Typical	Maximum	Units	Notes
Dielectric Strength					Primary to Secondary: 4242VDC/5mA Max (3 seconds)
MTBF		50,000		hrs	At 25°C, Full load and nominal
Weight	200 +/-10g Depending on model				
Dimensions	Refer to mechanical drawings				

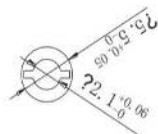
EMC Emissions (2014/30/EU)				
	Standard	Test Level	Criteria	Notes
Conducted	EN 55032	Pass	B	EMC Directive 2014/30/EU
Radiated	EN 55032	Pass	B	
Harmonic Standard	EN 61000-3-2		Class D	P.F. shall >0.95 @100Vac input and >0.9 @240Vac input
EMC Immunity (2014/30/EU)				
	Standard	Test Level	Criteria	Notes
EMS	EN 55035			
EMS	EN 61204-3			
ESD	IEC 61000-4-2			
RS	IEC 61000-4-3			
EFT	IEC 61000-4-4			
Surge	IEC 61000-4-5			
Safety Approvals				
Safety Standards				
RoHS/REACH	RoHS Directive (EU) 2015/863 & REACH (205 SVHC)			
CE LVD Directive 2014/35/EU	Yes (UK/European)			
cULus	Yes			
FCC	Yes			
TUV	Yes			
RCM & C-Tick	Yes			

Mechanical Drawing



- NOTE:
1. 线材: 2464 印字22# 两芯过粉线 芯线颜色: 红、黑 17/0.15BS 130711白色环保 OD:3.5
 2. 红色接中心
 3. 所有材料为环保

A
2:1



⑥	扎带	100mm 黑色环保扎带	1PCS	
⑤	磁环	5.5*10.5*20.5	1PCS	
④	线档	50P白色环保PVC胶料		
③	线材	2464 22# 两芯过粉线	124mm±30	
②	插头	50P白色PVC胶料		
①	端子	5.5*2.1*12mm DC	1PCS	