

# LIVE TRACER™ TRACEABLE RODDERS

LOCATE LIVE PLASTIC GAS & WATER LINES WITH NO BLOW BY



## LOCATE LIVE GAS & WATER LINES

Jameson Live Tracer™ rodder units were developed to trace live gas mains as well as gas and water service lines.

Incorporating a stuffing box (included), the Live Tracer™ rod can be inserted into line without blow-by up to 125 psi.

A signal transmitter is connected to the rod to energize the internal copper wire, radiating a signal to the surface to be traced with a receiver in a continuous path.

One person can perform tracing with minimal or no excavation.

- No Blow-By While Feeding Rod Into Live Line Up To 125 PSI
- Less Disruption To Roads And Landscapes
- Minimal Pavement Breakage, Excavation And Restoration





# LIVE TRACER™ FOR GAS MAINS

## Jameson Live Tracer™ For Gas Mains

Incorporating a stuffing box (included), the Live Tracer™ rod can be inserted into line without blow-by up to 125 psi. A locator and receiver set are used to energize and trace path. Or, a camera is used to inspect gas main.

### Benefits

- No Blow-By While Feeding Rod Into Live Line Up To 125 Psi
- Less Disruption To Roads And Landscapes
- Minimal Pavement Breakage, Excavation And Restoration
- No Service Interruption

### #1 - Choose Preferred Method To Enter Gas Main:

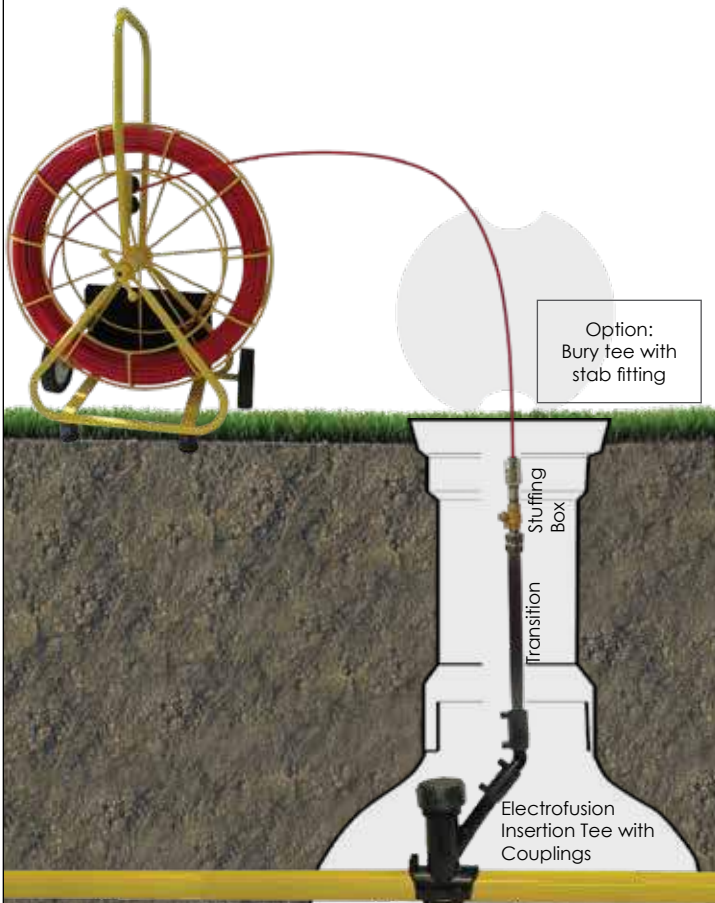
1. Electrofusion Insertion Tees For Tracing Only **Or**
2. Directional Entry Tool For Tracing & Camera Inspection

### #2 - Choose Live Tracer™ Model And Accessories



### Patented Electrofusion Tee Method

- For tracing only
- Integrated cutter shuts off gas flow for completion process
- Tee is capped and direct buried after use, or
- Valve box and valve can be used for access at later time



### Directional Entry Tool Method

- For tracing or camera inspection
- Swivels to launch in either direction
- Uses commercially available VersaTap EF fittings



# ELECTROFUSION TEES & ACCESSORIES FOR GAS MAIN TRACING

## Electrofusion Insertion Tees

For PE mains provide an angled entry port to launch traceable rod. Tees have integrated cutter to shut off gas flow when reinserted; assists with completion. Tees can be direct buried or entry port can be taken to grade in a valve box for future access.



Part Number	Accessory	Electrofusion Tees & Accessories For Gas Main Tracing
16-2-TEE		2" IPS Electrofusion Insertion Tapping Tee, 1" IPS outlet, 4.7mm terminals
16-2-TEE-BX		2" Tee, Box of 15
16-4-TEE	Electrofusion Tees	4" IPS Electrofusion Insertion Tapping Tee, 1" IPS outlet, 4.7mm terminals
16-4-TEE-BX		4" Tee, Box of 10
16-6-TEE		6" IPS Electrofusion Insertion Tapping Tee, 1" IPS outlet, 4.7mm terminals
16-6-TEE-BX		6" Tee, Box of 7
16-1HSCR	Hand Scraper	Prepares pipe surfaces for electrofusion
16-1PSCR	Poly Peeler	Poly Peeler; prepare 1" IPS pipe (DR11); second male for 1" IPS tee outlet (DR7)
16-RSCR	Rotary Peeler	2" IPS Rotary Peeler - Prepares gas main surface for electrofusion
16-2-RSCR-BLADES		Blades
16-1928-4PEEL		4" IPS Rotary Peeler - Prepares gas main surface for electrofusion
16-1930-6PEEL		6" IPS Rotary Peeler - Prepares gas main surface for electrofusion
16-TC	Test Caps	Apply air to perform leak check after fusion prior to tapping. 1/4" male quick-disconnect fitting.
16-TCG		With gauge to monitor for pressure drop. 1/4" male quick-disconnect fitting.
16-CW	Cap Wrench	Cap Wrench for EF Tees
16-HVTAP	Tap Handles	High Volume Tap Tool with T-Handle for EF Tees
16-HVTR		High Volume Tap Tool w/Ratchet Drive for EF Tees. Required for 45° elbow on outlet. Ratchet handle not included. 1/2" sq. drive socket
16-EFC-1	1" Coupler	1" IPS to couple transition fitting & elbow to tee outlet. 4.7 mm terminals.
16-EFC-1-CTS		1" CTS to couple 1" CTS transition fitting to tee outlet. 4.7 mm terminals. Use with 16-1-PERED & 16-EFC-1 to fit EF Tee outlet
16-B7105	Transition Fittings	1" IPS x 24" PE transition fitting. 1" NPT bronze male thread, DR11. Connect to tee outlet & mount 1" ball valve & Stuffing Box
16-B7110		1" CTS x 24" PE transition fitting. 1" NPT bronze male thread, .101" wall. Connect to tee outlet & mount 1" ball valve & Stuffing Box
16-1-PERED	1" Reducer	1" IPS to 1" CTS reducer section, PE
16-1520-1CLAMP	Coupler Clamps	For 1" CTS couplers, vise-grip style
16-1525-1CLAMP		For 1" IPS couplers, vise-grip style
16-45ELB	Elbow	1" IPS 45° Elbow PE. Use to direct transition fitting vertically to grade.



# DIRECTIONAL ENTRY TOOL FOR GAS MAIN TRACING

## Directional Entry Tool

The Jameson Directional Tool enables vertical insertion of tracer rods and cameras into live gas mains, facilitating the difficult first bend at entry.

Patented technology developed by GTI, commercialized by Jameson LLC.

- Works on live mains with no blow by to 125 PSI
- Works on mains as small as 2"
- Rotates 360° to insert in either direction
- Optimized for use with Jameson 1/4" Live Tracer
- Works with commercially available saddles, valves and tap tools
- Works on PVC, PE, steel and ductile iron mains




### Specifications

Weight, Tool Only	21.5 lbs.
Weight In Case	50 lbs.
Tool Dimensions	40.5 x 11 x 9.5 in.
Case Dimensions	42 x 13 x 12 in.
Thread size	2" NPT
Pressure Rating	125 PSI


### Part Number

### Description

16-DT-2-C	Directional Entry Tool With Hard Case
16-DT-2-SHOE	Replacement Shoe & Hardware
16-DT-2-REPAIR	Repair Kit: Wheel, 2 Lock Handles, Launch Handle, Launch Collar, 2 Launch Seal, 2 Shaft Collars



Patented

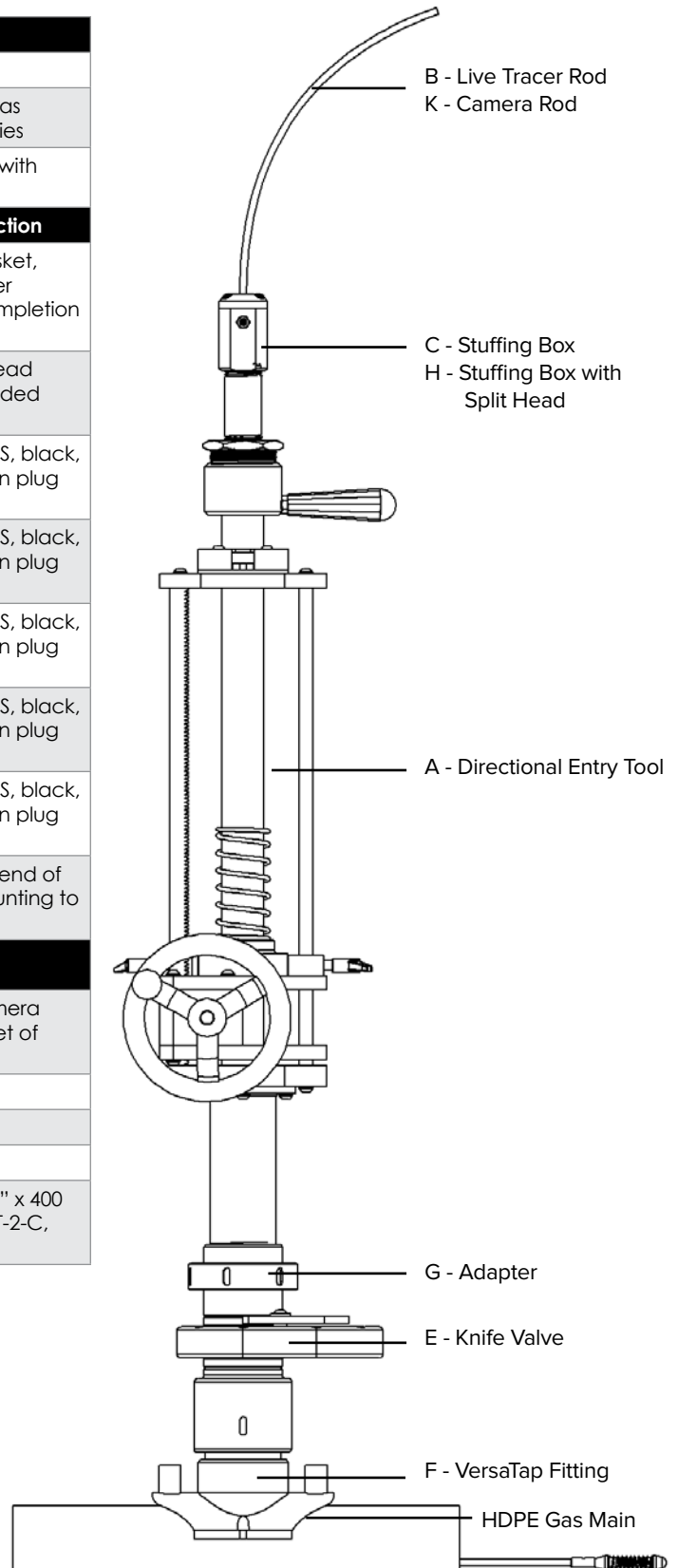


# DIRECTIONAL ENTRY TOOL FOR GAS MAIN TRACING

## Directional Entry Tool

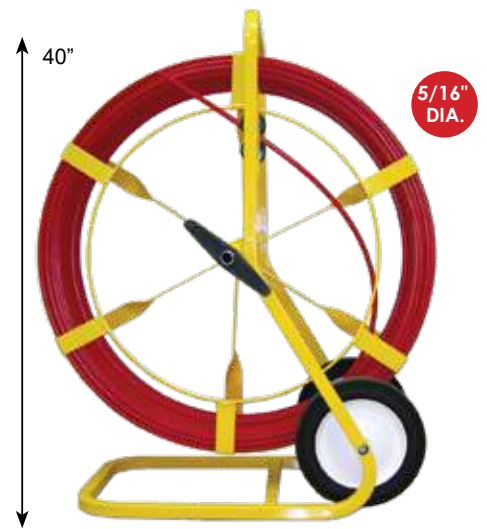
Jameson partnered with the Gas Technology Institute and other manufacturers to specify a complete system of components required for tracing and camera inspection.

Mfr.	Item	Part Number	Items For Tracing
Jameson	A	16-DT-2-C	Directional Entry Tool, 2" NPT
	B	16-14-600-GL	1/4" x 600' Live Tracer rod for gas mains with stuffing box & accessories
	C	16-SB	Stuffing Box for 1/4" rod (included with 16-14-600-GL)
			<b>Items For Tracing &amp; Camera Inspection</b>
GF Central Plastics	D	360063170	SurTap Kit: Hot-tap tool, cutter, gasket, knife valve, fitting adapter, spanner wrench, coupon removal tool, completion plug installation tool, storage case
	E	360062606	Knife valve with 2-7/8" buttress thread adapter for VersaTap fittings (included with SurTap Kit 360063170)
	F	360061520	VersaTap electrofusion fitting, 2" IPS, black, 4.7mm electrodes, with completion plug and external cap
		360061521	VersaTap electrofusion fitting, 3" IPS, black, 4.7mm electrodes, with completion plug and external cap
		360061522	VersaTap electrofusion fitting, 4" IPS, black, 4.7mm electrodes, with completion plug and external cap
		360061523	VersaTap electrofusion fitting, 6" IPS, black, 4.7mm electrodes, with completion plug and external cap
	360061524	VersaTap electrofusion fitting, 8" IPS, black, 4.7mm electrodes, with completion plug and external cap	
G	360064094	Quick Connect adapter for lower end of Jameson 16-DT-2-C to enable mounting to Knife Valve 360062606	
			<b>Items For Camera Inspection</b>
Tellus Underground	H	TCL-4201	Stuffing box with split head for camera insertion, 2" NPT, includes gasket set of your choice
	J	CLK 4212	10mm Gasket Set for TCL-4201
		CLK 4211	8mm Gasket Set for TCL-4201
Hathorn Corp	K	110002	Key Hole Gas Camera System, 3/8" x 400 ft, compatible with Jameson 16-DT-2-C, use 10mm gasket set



## CHOOSE THE BEST LIVE TRACER™ FOR YOUR JOB

	1/4" Live Tracer™	5/16" Live Tracer™	5/16" Live Tracer™
Applications	Trace Live Gas Mains		
Features	Stuffing Box Attaches To Jameson Electrofusion Tees Or Directional Tool. Rated For 125 PSI With No Blow By.		
Lengths Available	600' (183m)	300' - 400' (91.4 - 122m)	500' - 800' (152 - 244m) 1200' (366m)
Recommended Conduit	2" - 4" (50 - 100mm)	4" or larger (100mm)	
Minimum Bend Radius	4" (10.2 cm)	6" (15 cm)	
Pull Strength	400 lbs. (181.0 kg)	500 lbs. (226.2 kg)	
Accessory Kit With Stuffing Box	Included with Live Tracer 16-14-SB-KIT	Included with Live Tracer 12-516-SB-KIT	
Dimensions	36.25" x 24.0" x 13" (92.1 x 61 x 33 cm)	34.0" x 26.5" x 15.5" (86.4 x 67.3 x 39.4 cm)	40.0" x 32.0" x 18.0" (106 x 81.3 x 45.7 cm)
Weight	28.0 - 39.0 lbs. (12.7 - 17.7 kg)	46.7 - 51.7 lbs. (21.2 - 23.5 kg)	65.0 - 105.0 (29.5 - 47.6 kg)
Male End Ferrule Thread	1/4" - 20	3/8" - 16	



SIZE	PART NUMBER	REPLACEMENT REEL
600' x 1/4"	16-14-600M-GL	16-600RRM

SIZE	PART NUMBER	REPLACEMENT REEL
300' x 5/16"	12-516-300M-GL	12-300RRM-GL
400' x 5/16"	12-516-400M-GL	12-400RRM-GL

SIZE	PART NUMBER	REPLACEMENT REEL
500' x 5/16"	12A-516-500M-GL	12A-500RRM-GL
600' x 5/16"	12A-516-600M-GL	12A-600RRM-GL
700' x 5/16"	12A-516-700M-GL	12A-700RRM-GL
800' x 5/16"	12A-516-800M-GL	12A-800RRM-GL
1200' x 5/16"	12A-516-1200M-GL	12A-1200RRM-GL

The Jameson Live Tracer™ Traceable Rodder Includes An Accessory Kit With Stuffing Box



## ACCESSORIES



Live Tracer Accessory Kit



Wipes

Hex Wrench

All-Terrain Wheel



Stuffing Box

O-Rings

Screws

Flexible Tip

Roller Guide

Roller Guide W/Spring Leader

Ball-Nose Spring Leader

Repair Adhesive

Accessories & Repair Kits	Description	1/4" Live Tracer	5/16" Live Tracer
Accessory Kit With Stuffing Box	Canvas storage bag, stuffing box, 3 spare screws, 10 spare O-rings, lubricating wipes, hex wrench, ball-nose spring leader, spare end ferrule with adhesive, rod terminal, static grounding cable	16-14-SB-KIT	
	Canvas storage bag, stuffing box, 3 spare screws, 10 spare O-rings, lubricating wipes, hex wrench, ball-nose spring leader, roller guide, spare end ferrule with adhesive, rod terminal, static grounding cable		12-516-SB-KIT
Stuffing Box	Stuffing Box with 6 O-rings, 3 spare screws, 1" NPT pipe nipple	16-SB	12-SB
O-Rings	O-rings for Stuffing Box, 12-Pack	16-170	16-170-516
Spare Screws	Screws for Stuffing Box, 3-Pack	16-172	
Lubricating Wipes	Lubricates rod for easier insertion through stuffing box. Canister of 20 wipes, non-toxic, water-based.	15-WIPE	
Hex Wrench	3/16" Ball-nose hex wrench for 1/4" and 5/16" stuffing boxes	16-HW316	
End Ferrule Repair Kit	End ferrule, rod terminal, adhesive, emery cloth	16-146	12-146
Repair Adhesive	Adhesive, Applicator, Emery Cloth	9-167	
Roller Guides	Roller guide helps guide rod over pipe joints and through bends. WILL NOT launch through EF Tees, for use with Directional Tool only.	16-141	9-141 or 9-141-R
Roller Guide w/ Spring Leader	Heavy-duty spring & chain attached to swiveling roller guide helps guide rod over pipe joints & through bends. WILL NOT launch through EF Tees; use with Directional Tool only.		9-171
Ball-Nose Spring Leader	Heavy-duty spring and chain with ball nose helps rod move over pipe joints and bends, 1/4"-20 hole. Will launch through EF Tees.	16-169	
	Heavy-duty spring & chain with ball nose helps rod move over pipe joints and bends, 3/8"-16 hole (also fits Buddy rodders 3/8" & 1/2" rods.) Will launch through EF Tees.		12-163
All Terrain Wheel Kit	Two wheels, spacers, lock collars, axle & hex wrench(fits 12A- model rodders only)		11A-AWK

# LIVE TRACER™ FOR GAS & WATER SERVICE LINES



## Jameson Live Tracer™ For Gas & Water Service Lines

Incorporating a stuffing box (included), the Live Tracer™ rod can be inserted into line without blow-by up to 125 psi. A locator and receiver set are used to energize and trace path.

### Benefits

- No blow-by while feeding rod into live line up to 125 PSI
- Less disruption to roads and landscapes
- Minimal pavement breakage, excavation and restoration

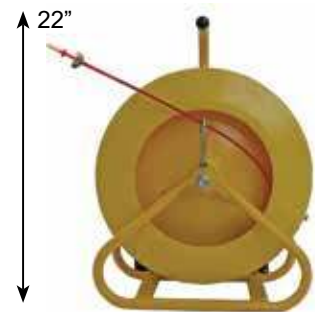


Fiberglass rod with copper core and red polymer jacket

1/8" DIA.

3/16" DIA.

	1/8" Live Tracer Includes Accessory Kit & Stuffing Box	3/16" Live Tracer Includes Accessory Kit & Stuffing Box
Applications	For Service Lines 1/2" To 1" And Tight Bends	For Service Lines 3/4" to 1-1/2"
	Trace live gas & water service lines from the meter to the main	
Features	Stuffing box attaches to any service riser. Rated for 125psi with no blow by. End fitting options available to navigate transition fittings and stab couplings.	
Lengths Available	100' - 300' [30.5 - 91.4m]	100' - 300' [30.5 - 91.4m]
Recommended Conduit	1/2" - 1" [15 - 25mm]	3/4" - 1-1/2" [20 - 40mm]
Min. Bend Radius	1.75" [4.5 cm]	2.5" [6.4 cm]
Pull Strength	150 lbs. [67.9 kg]	300 lbs. [135.8 kg]
Stuffing Box w/ Accessory Kit	Included 15-18-SB-KIT	Included 15-316-SB-KIT
Dimensions	22" x 17" x 7" [55.9 x 43.2 x 17.8 cm]	22" x 17" x 7" [55.9 x 43.2 x 17.8 cm]
Weight	11.1 - 15.0 lbs. [5.0 - 6.8 kg]	11.6 - 15.5 lbs. [5.3 - 7.0 kg]

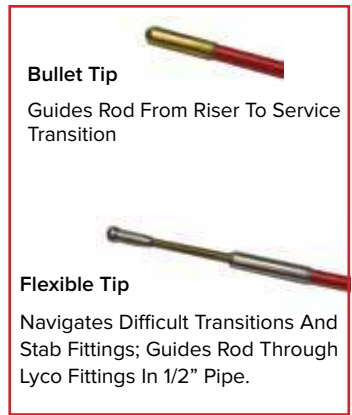




# LIVE TRACER™ FOR GAS & WATER SERVICE LINES

SIZE	LIVE TRACER WITH BULLET TIP	REPLACEMENT CANISTER
100' x 1/8"	15-18-100-GL	15-18-100RR-GL
150' x 1/8"	15-18-150-GL	15-18-150RR-GL
200' x 1/8"	15-18-200-GL	15-18-200RR-GL
250' x 1/8"	15-18-250-GL	15-18-250RR-GL
300' x 1/8"	15-18-300-GL	15-18-300RR-GL
	LIVE TRACER WITH FLEXIBLE TIP	
100' x 1/8"	15-18-100-GLFT	15-18-100RR-GLFT
150' x 1/8"	15-18-150-GLFT	15-18-150RR-GLFT
200' x 1/8"	15-18-200-GLFT	15-18-200RR-GLFT
250' x 1/8"	15-18-250-GLFT	15-18-250RR-GLFT
300' x 1/8"	15-18-300-GLFT	15-18-300RR-GLFT

SIZE	LIVE TRACER WITH BULLET TIP	REPLACEMENT CANISTER
100' x 3/16"	15-316-100-GL	15-100RR-GL
150' x 3/16"	15-316-150-GL	15-150RR-GL
200' x 3/16"	15-316-200-GL	15-200RR-GL
250' x 3/16"	15-316-250-GL	15-250RR-GL
300' x 3/16"	15-316-300-GL	15-300RR-GL
	LIVE TRACER WITH FLEXIBLE TIP	
100' x 3/16"	15-316-100-GLFT	15-100RR-GLFT
150' x 3/16"	15-316-150-GLFT	15-150RR-GLFT
200' x 3/16"	15-316-200-GLFT	15-200RR-GLFT
250' x 3/16"	15-316-250-GLFT	15-250RR-GLFT
300' x 3/16"	15-316-300-GLFT	15-300RR-GLFT



## ACCESSORIES & REPAIR KITS



Accessories & Repair Kits	Description	1/8" Live Tracer	3/16" Live Tracer
Accessory Kit with Stuffing Box	Canvas storage bag, Stuffing Box, 3 spare screws, 6 spare O-rings, lubricating wipes, hex wrench, spare bullet tip & tapered tip (3/16" kit only) with adhesive, static grounding cable	15-18-SB-KIT	15-316-SB-KIT
Accessory Kit without Stuffing Box	Canvas storage bag, 3 spare screws, 6 spare O-rings, lubricating wipes, hex wrench, spare bullet tip & tapered tip with adhesive, static grounding cable	15-18-KIT_No SB	15-316-KIT_No SB
Stuffing Box	Stuffing Box with 6 O-rings, 3 spare screws, 3/4" NPT pipe nipple	15-18-SB	15-SB
O-Rings	12-pack of O-rings for Stuffing Box	15-18-170-GW	15-170-GW
Spare Screws	3-pack of screws for Stuffing Box	15-172	
Lubricating Wipes	Lubricates rod for easier insertion through Stuffing Box. Canister of 20 wipes, non-toxic, water-based.	15-WIPE	
Hex Wrench	5/32" Ball-nose hex wrench for 1/8" and 3/16" Stuffing Boxes	15-HW532	
Replacement Terminal	Contact terminal replacement kit. Includes external and internal terminals, end ferrule, adhesive, emery cloth.	15-18-LUG	15-LUG
Bullet Tip Repair Kit	Bullet tip, adhesive, emery cloth - Guides Rod From Riser To Service Transition	15-18-146-GW	15-146-GW
Tapered Tip Repair Kit	Tapered tip, adhesive, emery cloth - Guides Rod From Riser To Service Transition		15-146-GW-T
Flex Tip Repair Kit	Flex Tip, adhesive, emery cloth	15-18-168	15-163GLFT
Repair Adhesive	Adhesive, Applicator, Emery Cloth	9-167	

**NEW!**

**EZ-REEL™**

Jameson Live Tracer™ Traceable Rodders are the most durable in the market, but we know job sites can be extremely tough.

Using our repair kits, customers are often able to splice rod or repair end-fittings to keep their rodders in service.

However, on occasion it may be necessary to replace the entire spool of rod due to more severe damage. Removal, disposal and rod replacement can be a difficult and time-consuming task.

Responding to customer feedback, Jameson introduced EZ-REEL™ pre-loaded replacement reels which help improve speed and safety of replacing damaged rod material.



LIVE TRACER REELS

PART NO.	REPLACEMENT REELS	SIZE (MARKED 5')
16-600RRM	Live Tracer 1/4"	1/4" x 600'
12-300RRM	Live Tracer 5/16" (26" Dia. Reel)	5/16" x 300'
12-400RRM	Live Tracer 5/16" (26" Dia. Reel)	5/16" x 400'
12A-500RRM	Live Tracer 5/16" (32" Dia. Reel)	5/16" x 500'
12A-600RRM	Live Tracer 5/16" (32" Dia. Reel)	5/16" x 600'
12A-700RRM	Live Tracer 5/16" (32" Dia. Reel)	5/16" x 700'
12A-800RRM	Live Tracer 5/16" (32" Dia. Reel)	5/16" x 800'
12A-1200RRM	Live Tracer 5/16" (32" Dia. Reel)	5/16" x 1200'



LIVE TRACER CARTRIDGES

PART NO.	REPLACEMENT CARTRIDGE	SIZE
15-18-100RR-GL	Live Tracer 1/8"	1/8" x 100 ft.
15-18-150RR-GL	Live Tracer 1/8"	1/8" x 150 ft.
15-18-200RR-GL	Live Tracer 1/8"	1/8" x 200 ft.
15-18-250RR-GL	Live Tracer 1/8"	1/8" x 250 ft.
15-18-300RR-GL	Live Tracer 1/8"	1/8" x 300 ft.
15-100RR-GL	Live Tracer 3/16"	3/16" x 100 ft.
15-150RR-GL	Live Tracer 3/16"	3/16" x 150 ft.
15-200RR-GL	Live Tracer 3/16"	3/16" x 200 ft.
15-250RR-GL	Live Tracer 3/16"	3/16" x 250 ft.
15-300RR-GL	Live Tracer 3/16"	3/16" x 300 ft.



## DUCT HUNTER™ TRACEABLE RODDERS

The Duct Hunter is a continuous fiberglass duct rodder with a copper wire embedded in the rod core.

Connecting a signal transmitter to the rod energizes the wire, allowing the user to trace the continuous path of the pipe with a receiver.

Works with any non-conductive pipe, such as PE, PVC, concrete, clay or tile.



## BUDDY® CONDUIT RODDERS


Since 1980, Jameson's Buddy® System of rodders and fish tapes has evolved to become the most comprehensive in the industry. The round, flexible rod slides easily over wires in occupied conduit, offering exceptional bending strength for maneuvering tight turns. Whether installing short run electrical wire or running long distance copper or fiber optic cable, Jameson has a Buddy® to handle the job for you.



Contact Jameson Customer Service Or Visit Our Website To Learn More About These Products

800.346.1956

WWW.JAMESONLLC.COM



1451 OLD NORTH MAIN STREET  
CLOVER, SC 29710

800-346-1956



[JAMESONLLC.COM](http://JAMESONLLC.COM)