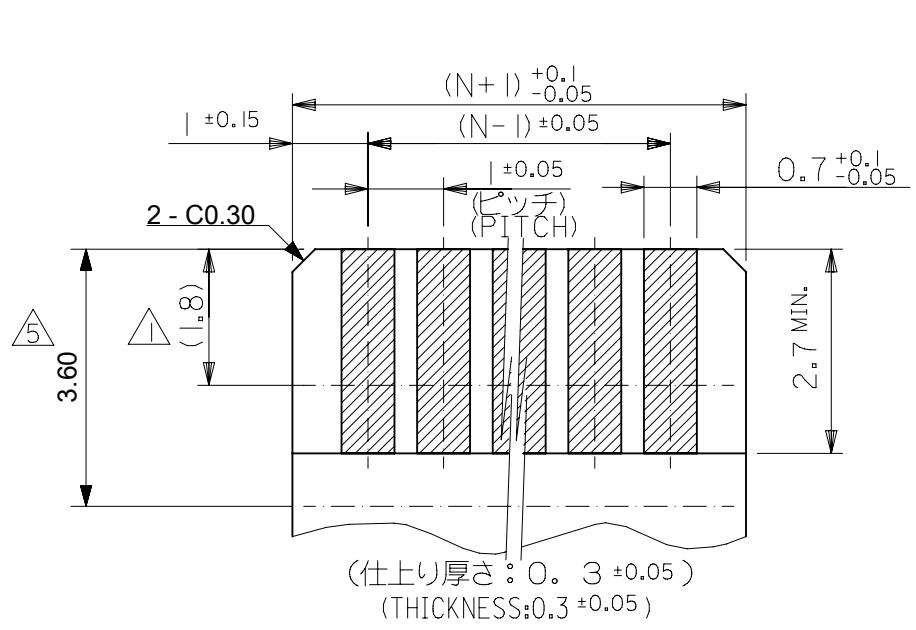


注記 NOTES

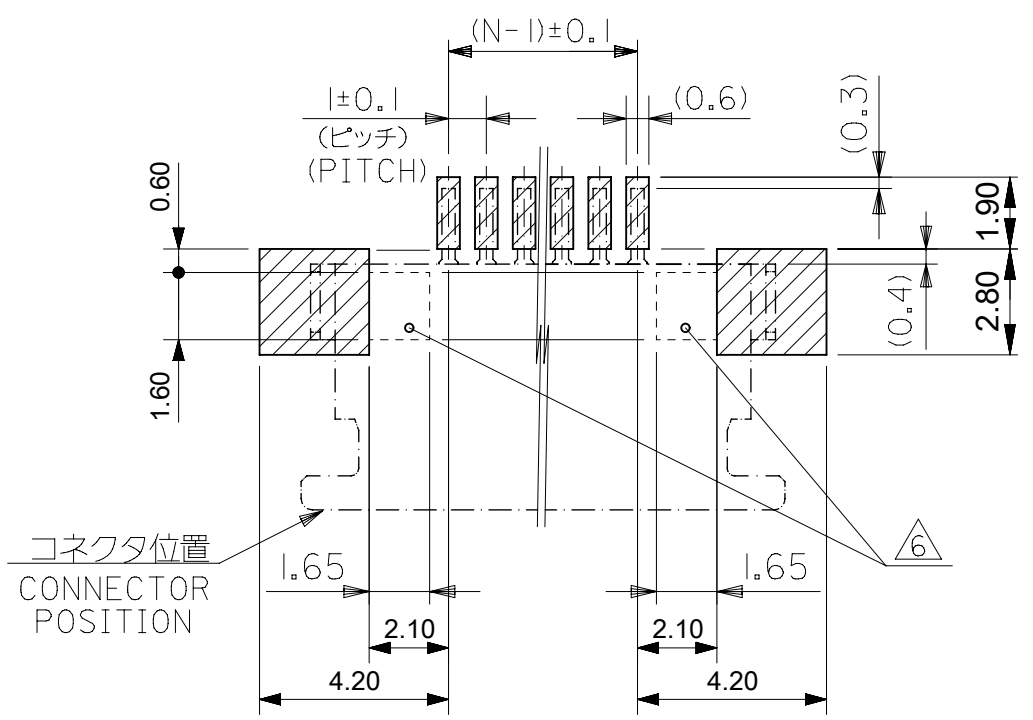
- △ 接点部までの嵌合長さ。
LENGTH TO CONTACT POINT.
- 2. 使用材料 MATERIAL
ハウジング : 46ナイロン, UL94V-0
HOUSING : 46NYLON, UL94V-0
アクチュエータ : PPS, UL94V-0
ACTUATOR : PPS, UL94V-0
ターミナル : リン青銅 (t=0.25)
TERMINAL : PHOS-BRO.(t=0.25)
メッキ : 錫ビスマスメッキ 1. 0マイクロメートル以上
PLATING : TIN-BISMUTH 1.0 MICROMETER MINIMUM
メッキ : ニッケル下地 1. 0マイクロメートル以上
PLATING : NICKEL(UNDER PLATING)1.0 MICROMETER MINIMUM
金具 : 銅合金 (t=0.25)
FITTING NAIL : COPPER ALLOY (t=0.25)
メッキ : 錫メッキ 1. 0マイクロメートル以上
PLATING : TIN 1.0 MICROMETER MINIMUM
メッキ : ニッケル下地 1. 0マイクロメートル以上
PLATING : NICKEL(UNDER PLATING) 1.0 MICROMETER MINIMUM
- △ 3. パターンはくり止め用金具
FITTING NAIL FOR PREVENTION OF PEELING OF P.C.B.PATTERN.
- 4. エンボステープ梱包時は、アクチュエータがロックした状態とする。
WHEN CONNECTOR IS SHIPED, ACTUATOR SHOULD BE LOCKED.
- △ 5. FPC挿入深さ。
INSERTION DEPTH OF FPC
- △ 6. パターン書き込み禁止エリア。
NO FOOT PRINT AREA.
- 7. 本製品は 5 2 2 7 1 - * * 9 0 の鉛フリー品である。
THIS PRODUCT IS LEAD FREE OF 52271-**90
- △ 8. テール及び金具の平坦度は、0.15以下とする。
TAIL AND NAIL COPLANARITY TO BE 0.15 MAXIMUM.

35	31.2	29	52271-3079	30
34	30.2	28	52271-2979	29
33	29.2	27	52271-2879	28
32	28.2	26	52271-2779	27
31	27.2	25	52271-2679	26
30	26.2	24	52271-2579	25
29.0	25.2	23	52271-2479	24
28.0	24.2	22	52271-2379	23
27.0	23.2	21	52271-2279	22
26.0	22.2	20	52271-2179	21
25.0	21.2	19	52271-2079	20
24.0	20.2	18	52271-1979	19
23.0	19.2	17	52271-1879	18
22.0	18.2	16	52271-1779	17
21.0	17.2	15	52271-1679	16
20.0	16.2	14	52271-1579	15
19.0	15.2	13	52271-1479	14
18.0	14.2	12	52271-1379	13
17.0	13.2	11	52271-1279	12
16.0	12.2	10	52271-1179	11
15.0	11.2	9	52271-1079	10
14.0	10.2	8	52271-0979	9
13.0	9.2	7	52271-0879	8
12.0	8.2	6	52271-0779	7
11.0	7.2	5	52271-0679	6
10.0	6.2	4	52271-0579	5
9.00	5.2	3	52271-0479	4
C	B	A	EMBOSSED PACKAGE	CKT No.
			Order No.	

THIS DRAWING CONTAINS INFORMATION THAT IS PROPRIETARY TO MOLEX ELECTRONIC TECHNOLOGIES, LLC AND SHOULD NOT BE USED WITHOUT WRITTEN PERMISSION		CURRENT REV DESC:		molex		
DIMENSION UNITS	SCALE	EC NO: 672151				
mm	8:1	DRWN: DGONDO 2021/08/02		1.0 FPC CONN ZIF SMT (BOTTOM CONTACT) -LEAD FREE-		
GENERAL TOLERANCES (UNLESS SPECIFIED)		CHK'D: TKON 2021/08/03		PRODUCT CUSTOMER DRAWING		
ANGULAR TOL	± 3.0 °	APPR: SHOSHIKAWA 2021/08/03		DOCUMENT NUMBER		
4 PLACES	± 0.2	INITIAL REVISION:		DOC TYPE		
3 PLACES	± 0.2	DRWN: HKAWABATA 2004/03/18		DOC PART		
2 PLACES	± 0.2	APPR: MSASAO 2004/03/19		REVISION		
1 PLACE	± 0.25	SERIES		SD-52271-036		
0 PLACES	± 0.3	MATERIAL NUMBER		PSD 001 F		
DRAFT WHERE APPLICABLE MUST REMAIN WITHIN DIMENSIONS		THIRD ANGLE PROJECTION	DRAWING	SHEET NUMBER	SEE TABLE	
			A3-SIZE	52271	GENERAL MARKET	

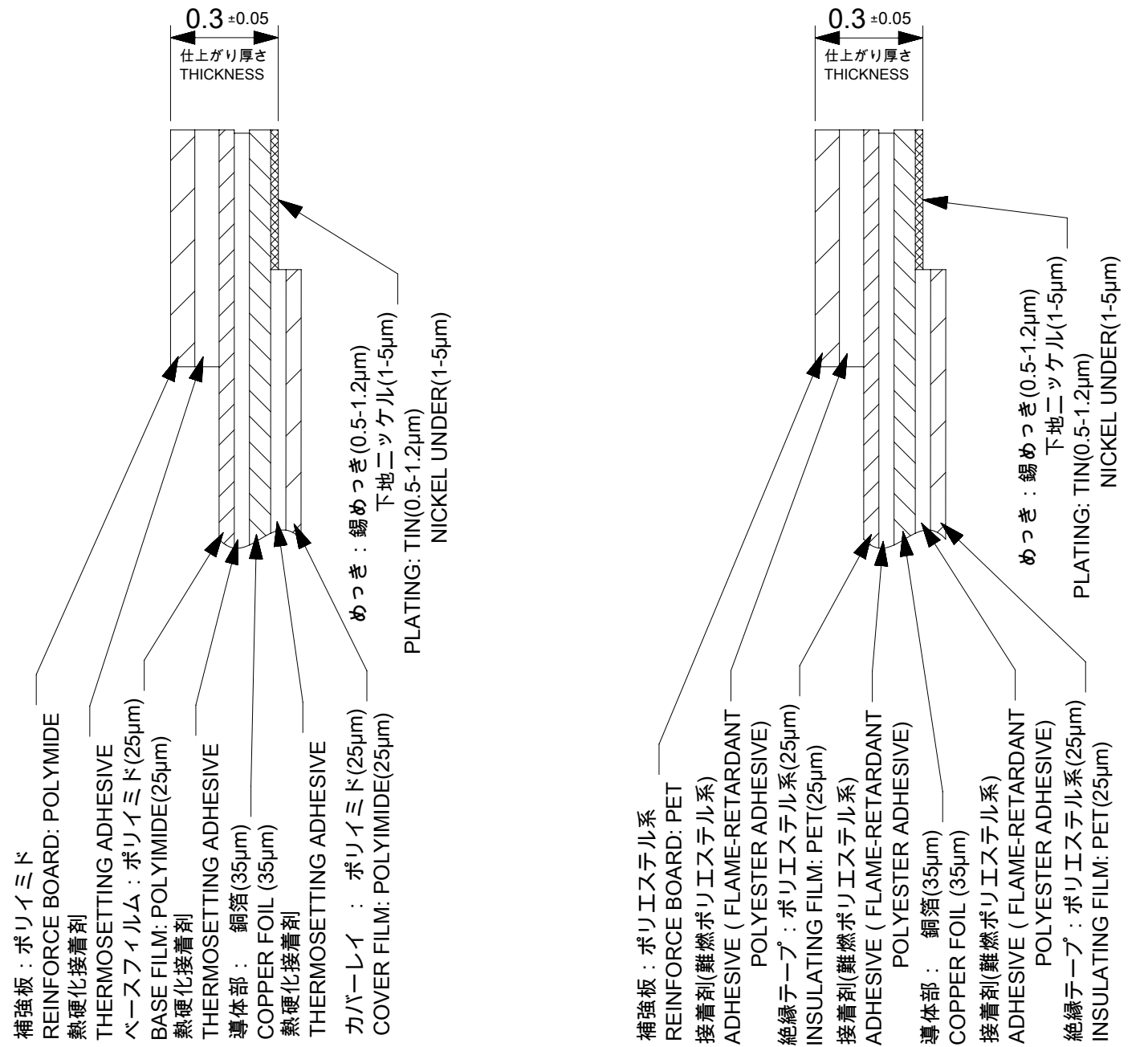


適合FPC/FFC推奨寸法
APPLICABLE FPC/FFC RECOMMENDED DIMENSION



パターン推奨寸法 (参考)
RECOMMENDED PATTERN DIM.(REF.)
SCALE 5:1

コネクタ位置
CONNECTOR POSITION



FPC構成推奨仕様
RECOMMENDED STRUCTURE OF FPC

FFC構成推奨仕様
RECOMMENDED STRUCTURE OF FFC

FPC/FFCについて:
抜き方向は、導体側から補強板側を推奨致します。
尚、接着剤の接点部への付着は導通不良の原因になりますので、
染み出しが無い様お願い致します。

ABOUT FPC/FFC:
RECOMMENDED PUNCHER DIRECTION:
FROM CONDUCTOR SIDE TO STIFFNER SIDE
PLEASE PUT APPROPRIATE AMOUNT OF ADHESIVE ON ADHEREND
BECAUSE THERE IS A POSSIBILITY THAT THE EXTRA ADHESIVE
CAUSES THE DEFECT IN ELECTRICAL CONTINUITY.

THIS DRAWING CONTAINS INFORMATION THAT IS PROPRIETARY TO MOLEX ELECTRONIC TECHNOLOGIES, LLC AND SHOULD NOT BE USED WITHOUT WRITTEN PERMISSION		CURRENT REV DESC:		molex	
DIMENSION UNITS	SCALE				
mm	10:1			1.0 FPC CONN ZIF SMT (BOTTOM CONTACT) -LEAD FREE-	
GENERAL TOLERANCES (UNLESS SPECIFIED)				PRODUCT CUSTOMER DRAWING	
ANGULAR TOL	± 3.0°			DOCUMENT NUMBER	
4 PLACES	± 0.2	EC NO: 672151		SD-52271-036	
3 PLACES	± 0.2	DRWN: DGONDO	2021/08/02	DOC TYPE	DOC PART
2 PLACES	± 0.2	CHK'D: TKON	2021/08/03	PSD	001
1 PLACE	± 0.25	APPR: SHOSHIKAWA	2021/08/03	REVISION	
0 PLACES	± 0.3	INITIAL REVISION:		F	
DRAFT WHERE APPLICABLE MUST REMAIN WITHIN DIMENSIONS		DRWN: HKAWABATA	2004/03/18	SHEET NUMBER	
THIRD ANGLE PROJECTION		APPR: MSASAO	2004/03/19	SEE SHEET 1	GENERAL MARKET
DRAWING		SERIES	MATERIAL NUMBER	CUSTOMER	
A3-SIZE		52271	SEE SHEET 1	GENERAL MARKET	