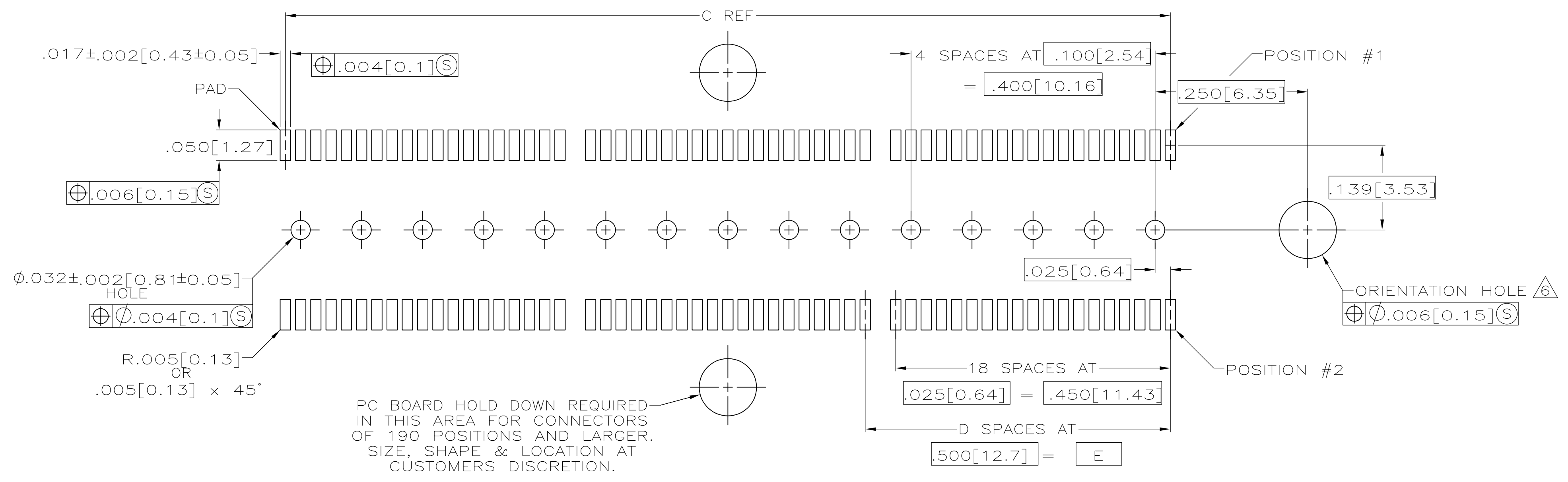
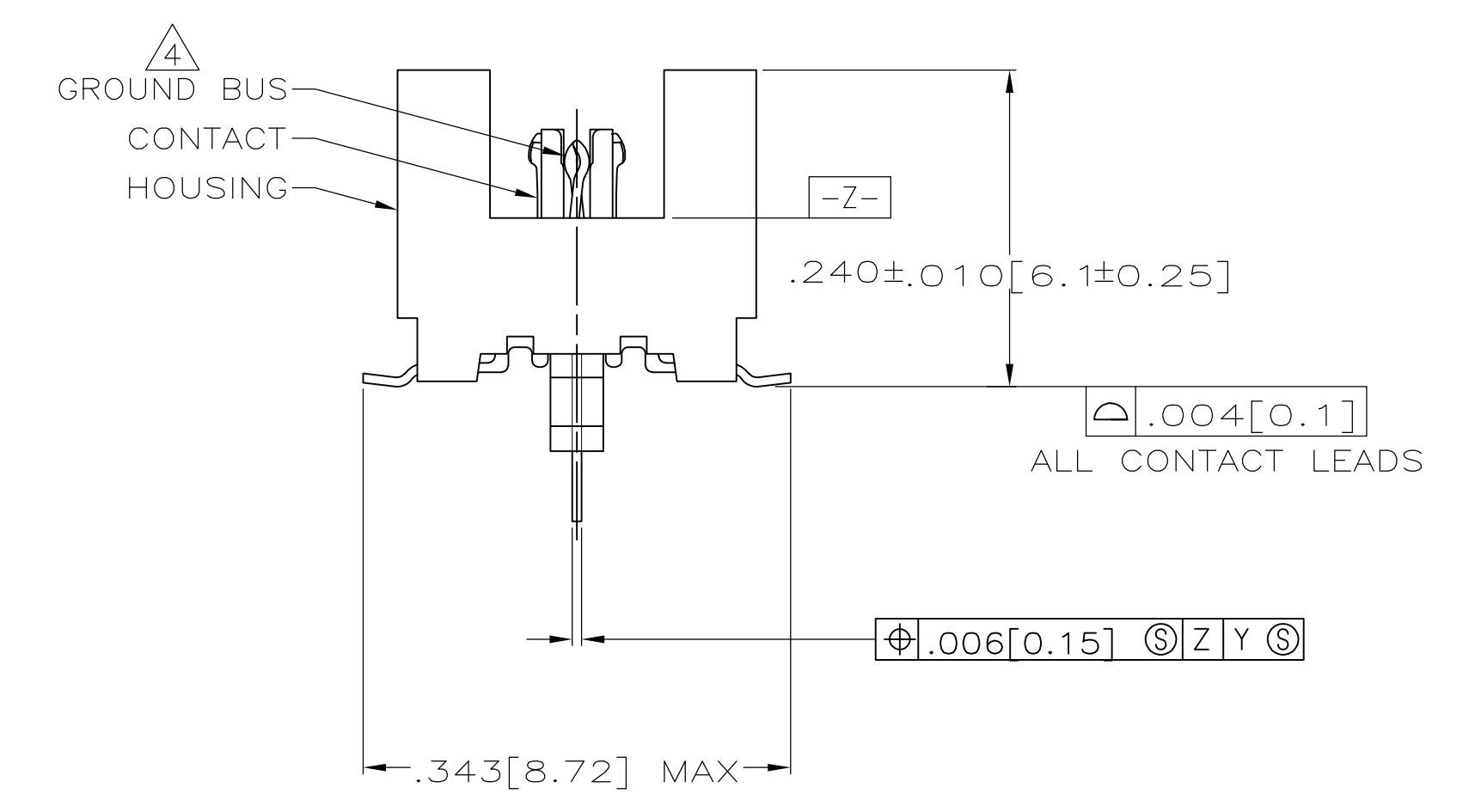
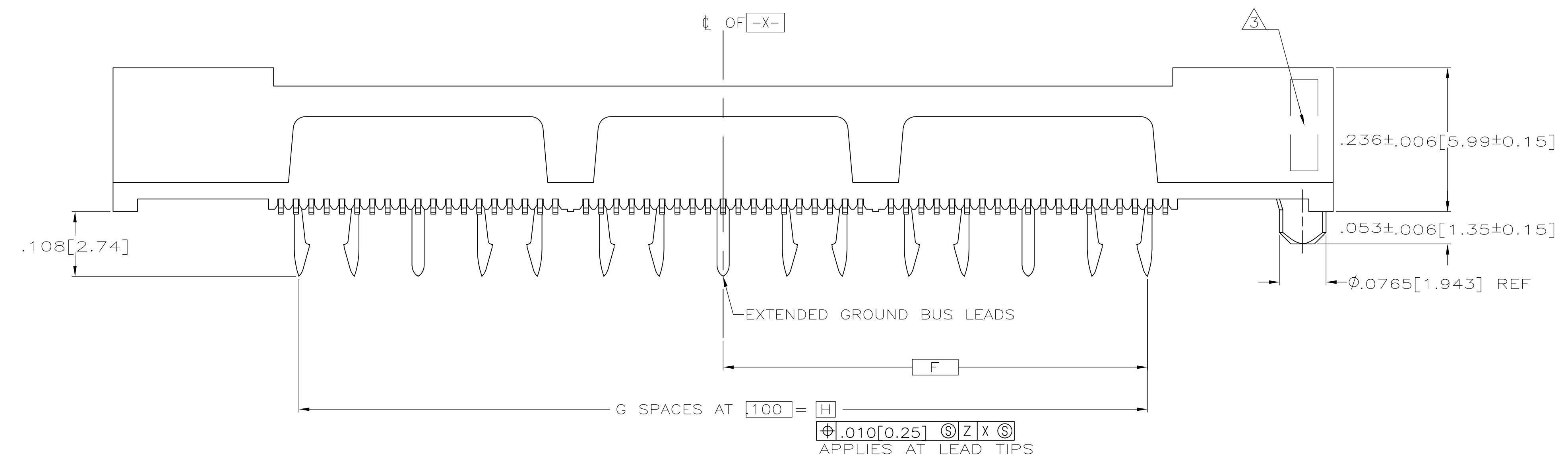


- 1 HOUSING: LIQUID CRYSTAL POLYMER, COLOR BLACK.  
CONTACTS: HIGH RELIABILITY COPPER ALLOY.  
GROUND BUSES: PHOSPHOR BRONZE ALLOY, UNS C51100.
- 2 CONTACTS & GROUND BUSES: NICKEL UNDERPLATE ALL OVER, MATING SURFACE PLATED TO MEET LEVEL 2 PERFORMANCE REQUIREMENTS OF TE PRODUCT SPECIFICATION 108-1422, SOLDER TAILS PLATED TIN-LEAD.
- 3 DATE CODE MARKED IN AREA INDICATED ON SIDE OPPOSITE POSITION #1.
- 4 ONE GROUND BUS WITH 5 TAILS PER EACH MODULE.
- 5 TOLERANCE NON-ACCUMULATIVE.
- 6 FOR STANDARD APPLICATIONS, ORIENTATION HOLE TO BE  $\phi .094 \pm .002 [2.39 \pm 0.05]$ .  
FOR SLIP-FIT APPLICATIONS, ORIENTATION HOLE TO BE  $\phi .079 \pm .001 [2.00 \pm 0.03]$ .



PC BOARD HOLD DOWN REQUIRED IN THIS AREA FOR CONNECTORS OF 190 POSITIONS AND LARGER. SIZE, SHAPE & LOCATION AT CUSTOMERS DISCRETION.

RECOMMENDED PC BOARD LAYOUT (VIEWED FROM CONNECTOR SIDE)

|               |    |               |             |
|---------------|----|---------------|-------------|
| 3.400 [86.36] | 34 | 1.700 [43.18] | 767100-7    |
| 2.900 [73.66] | 29 | 1.450 [36.83] | 767100-6    |
| 2.400 [60.96] | 24 | 1.200 [30.48] | 767100-5    |
| 1.900 [48.26] | 19 | .950 [24.13]  | 767100-4    |
| 1.400 [35.56] | 14 | .700 [17.78]  | 767100-3    |
| .900 [22.86]  | 9  | .450 [11.43]  | 767100-2    |
| .400 [10.16]  | 4  | .200 [5.08]   | 767100-1    |
| H             | G  | F             | PART NUMBER |

|              |   |               |               |               |           |             |
|--------------|---|---------------|---------------|---------------|-----------|-------------|
| 3.000 [76.2] | 6 | 3.450 [87.63] | 3.900 [99.06] | 4.000 [101.6] | 266       | 767100-7    |
| 2.500 [63.5] | 5 | 2.950 [74.93] | 3.400 [86.36] | 3.500 [88.9]  | 228       | 767100-6    |
| 2.000 [50.8] | 4 | 2.450 [62.23] | 2.900 [73.66] | 3.000 [76.2]  | 190       | 767100-5    |
| 1.500 [38.1] | 3 | 1.950 [49.53] | 2.400 [60.96] | 2.500 [63.5]  | 152       | 767100-4    |
| 1.000 [25.4] | 2 | 1.450 [36.83] | 1.900 [48.26] | 2.000 [50.8]  | 114       | 767100-3    |
| .500 [12.7]  | 1 | .950 [24.13]  | 1.400 [35.56] | 1.500 [38.1]  | 76        | 767100-2    |
| .000 [0]     | 0 | .450 [11.43]  | .900 [22.86]  | 1.000 [25.4]  | 38        | 767100-1    |
| E            | D | C             | B             | A             | NO OF POS | PART NUMBER |

THIS DRAWING IS A CONTROLLED DOCUMENT.

DW: J.GERACE 4-28-98  
 CHK: S.STRICKLER 4-28-98  
 APD: A.MONK 4-28-98

TYCO ELECTRONICS  
 Tyco Electronics Corporation  
 Harrisburg, PA 17105-3608

RECEPTACLE ASSEMBLY,  
 VERTICAL, GULL WING LEADS,  
 .025 [0.64] CENTER LINE, MICTOR

SIZE: A1  
 CAGE CODE: 00779  
 DRAWING NO: 767100

RESTRICTED TO  
 CUSTOMER DRAWING  
 SCALE: 8:1  
 SHEET: 1 of 1  
 REV: F