


Class D automotive audio amplifier board with advanced diagnostics



Features

- With FDA903D class D automotive grade audio amp
- Mono channel up to 45 W
- Supports audio stream via I²S interface
- Configurable through dedicated I²C bus
- Dedicated DC diagnostic interrupt pin to signal faults
- Dedicated hardware MUTE pin
- Open load in play detection
- Short to Vcc / GND diagnostic
- Thermal protection
- Part of the AutoDevKit initiative
- RoHS compliant

Description

This evaluation board for the [FDA903D](#) 1 x 45 W class D digital input automotive power amplifier, with load current monitoring and wide voltage operation range, is highly suitable for typical automotive audio, infotainment and telematic applications in conjunction with suitable automotive microcontrollers.

The amplifier can also be interfaced with the [SPC582B](#) Chorus automotive microcontroller and can also provide Electric Vehicle Warning Sounds (or Acoustic Vehicle Alerting Systems, AVAS) solutions.

The FDA903D amplifier comes in a PowerSSO-36 slug-down package and features a configurable power limiting function, high-speed I²C and legacy mode interfaces, and an internal finite state machine.

The initial state of the device is the standby state from which it will not be possible to exit until the I²C interface has been correctly enabled: this means providing correct supply voltage, the I²S clock, the I²S data and a valid combination of enable pins in order to determine the I²C device address.

This system is required by new vehicles to alert pedestrians of the presence of electric powered vehicles that are generating much less noise. Warning sounds may be driver triggered (like a horn) or automatic mimicking engine sounds. From 2021 according to government regulations, the vehicle must make a continuous noise level of at least 56 dBA (within 2 meters) if the car is going 20 km/h (12 mph) or slower, and a maximum of 75 dBA.

Each combination of the Enable pins represents an address. Up to eight devices can be used in the same application with a single I²C bus. The internal I²C registers are pre-set in "default condition", waiting for the I²C next instruction. The return in Standby condition, (i.e. all enable pins at 0), will result in a reset for the amplifier. As defined in the finite state machine, the same event will happen if PLL is not locked, I²S is missing or not correct, Vcc is removed for system reset. FDA903D works only in I²C slave mode.


The combination of AEK-AUD-D903V1 with [AEK-MCU-C1MLIT1](#) hosting [SPC582B](#) Chorus automotive microcontroller offers a viable low-cost solution for entry-level AVAS systems.

Product summary	
MCU discovery board for SPC5 Chorus 1M automotive microcontroller	AEK-MCU-C1MLIT1
AutoDevKit library plugin for SPC5-STUDIO	STSW-AutoDevKit
1 x 45 W class D digital input automotive power amplifier with load current monitoring, wide voltage operation range for car audio and telematic - slug down version	FDA903D

1 Block diagrams and schematic diagrams

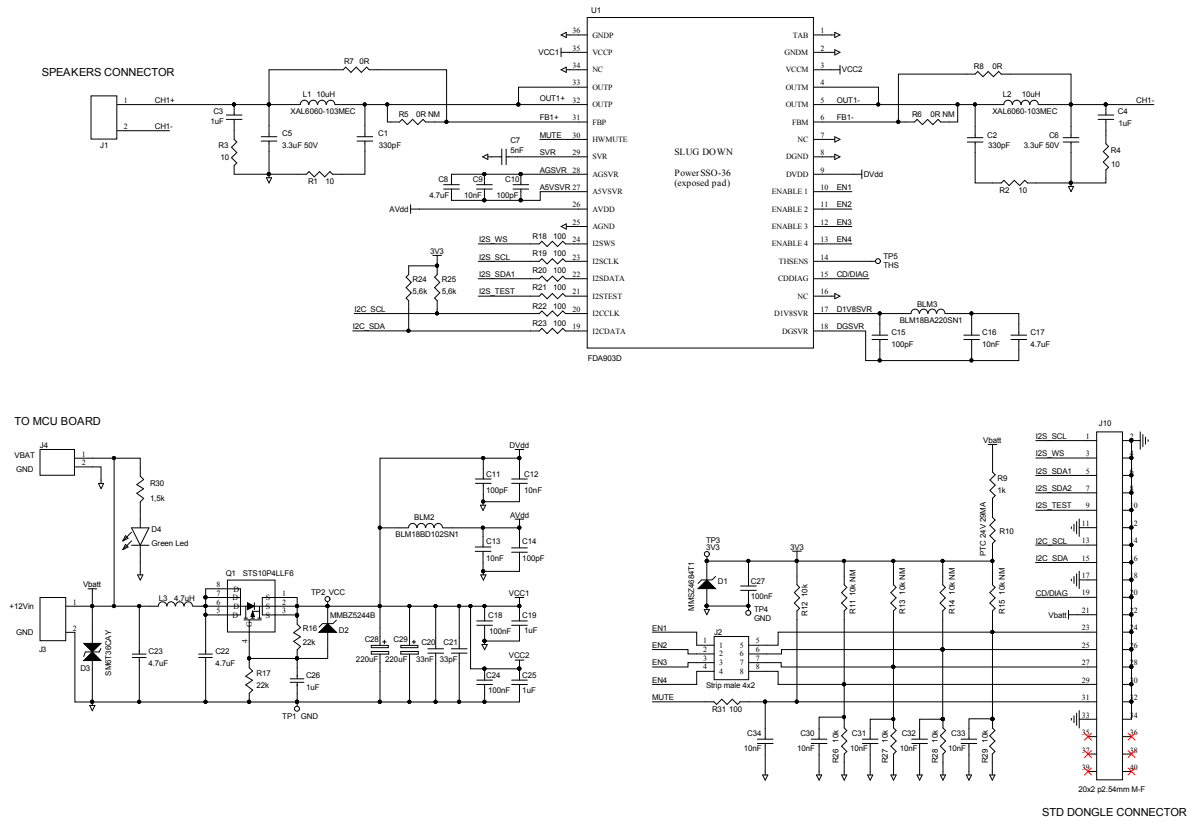
1.1 Block diagrams

Figure 1. Block diagram



1.2 Schematic diagram

Figure 2. Schematic diagram



Revision history

Table 1. Document revision history

Date	Version	Changes
24-Jun-2020	1	Initial release.

IMPORTANT NOTICE – PLEASE READ CAREFULLY

STMicroelectronics NV and its subsidiaries (“ST”) reserve the right to make changes, corrections, enhancements, modifications, and improvements to ST products and/or to this document at any time without notice. Purchasers should obtain the latest relevant information on ST products before placing orders. ST products are sold pursuant to ST’s terms and conditions of sale in place at the time of order acknowledgement.

Purchasers are solely responsible for the choice, selection, and use of ST products and ST assumes no liability for application assistance or the design of Purchasers’ products.

No license, express or implied, to any intellectual property right is granted by ST herein.

Resale of ST products with provisions different from the information set forth herein shall void any warranty granted by ST for such product.

ST and the ST logo are trademarks of ST. For additional information about ST trademarks, please refer to www.st.com/trademarks. All other product or service names are the property of their respective owners.

Information in this document supersedes and replaces information previously supplied in any prior versions of this document.

© 2020 STMicroelectronics – All rights reserved