

PCB terminal block - MKDSO 2,5/ 3-R BK - 2869744

Please be informed that the data shown in this PDF Document is generated from our Online Catalog. Please find the complete data in the user's documentation. Our General Terms of Use for Downloads are valid (<http://phoenixcontact.com/download>)

PCB terminal block, Nominal current: 24 A, Nom. voltage: 400 V, Number of positions: 3, Connection method: Screw connection, Mounting: Soldering, Conductor/PCB connection direction: 0 °

Key commercial data

Packing unit	1 pc
Weight per Piece (excluding packing)	6.0 GRM
Custom tariff number	85369010
Country of origin	Germany

Technical data

Dimensions

Length	15.3 mm
Pin dimensions	0,8 x 1
Hole diameter	1.4 mm

General

Range of articles	MKDSO 2,5/..-R
Rated surge voltage (III/3)	4 kV
Rated surge voltage (III/2)	4 kV
Rated surge voltage (II/2)	4 kV
Rated voltage (III/3)	320 V
Rated voltage (III/2)	400 V
Rated voltage (II/2)	630 V
Connection in acc. with standard	EN-VDE
Nominal current I_N	24 A
Nominal cross section	2.5 mm ²
Maximum load current	24 A
Inflammability class according to UL 94	V0
Internal cylindrical gage	A2
Stripping length	8 mm
Number of positions	3
Screw thread	M3
Tightening torque, min	0.5 Nm
Tightening torque max	0.6 Nm

PCB terminal block - MKDSO 2,5/ 3-R BK - 2869744

Technical data

Connection data

Conductor cross section solid min.	0.14 mm ²
Conductor cross section solid max.	2.5 mm ²
Conductor cross section stranded min.	0.14 mm ²
Conductor cross section stranded max.	2.5 mm ²
Conductor cross section AWG/kcmil min.	26
Conductor cross section AWG/kcmil max	14
2 conductors with same cross section, solid min.	0.14 mm ²
2 conductors with same cross section, solid max.	0.75 mm ²
2 conductors with same cross section, stranded min.	0.14 mm ²
2 conductors with same cross section, stranded max.	0.75 mm ²
2 conductors with same cross section, stranded, ferrules without plastic sleeve, min.	0.25 mm ²
2 conductors with same cross section, stranded, ferrules without plastic sleeve, max.	0.75 mm ²
2 conductors with same cross section, stranded, TWIN ferrules with plastic sleeve, min.	0.5 mm ²
2 conductors with same cross section, stranded, TWIN ferrules with plastic sleeve, max.	1.5 mm ²
Minimum AWG according to UL/CUL	30
Maximum AWG according to UL/CUL	12

Classifications

eCl@ss

eCl@ss 4.0	27180401
eCl@ss 4.1	27180401
eCl@ss 5.0	27180506
eCl@ss 5.1	27141190
eCl@ss 6.0	27141190
eCl@ss 7.0	27141190
eCl@ss 8.0	27141190

ETIM

ETIM 2.0	EC001031
ETIM 3.0	EC001031
ETIM 4.0	EC002643
ETIM 5.0	EC002643

PCB terminal block - MKDSO 2,5/ 3-R BK - 2869744

Classifications

UNSPSC

UNSPSC 6.01	31261501
UNSPSC 7.0901	31261501
UNSPSC 11	31261501
UNSPSC 12.01	31261501
UNSPSC 13.2	31261501

Approvals

Approvals


Approvals


CSA / UL Recognized / VDE Gutachten mit Fertigungsüberwachung / cUL Recognized / CCA / IEC60384-14 / GOST / GOST / cULus Recognized

Ex Approvals

Approvals submitted


Approval details

CSA 		
	B	D
mm ² /AWG/kcmil	28-12	28-12
Nominal current I _N	10 A	10 A
Nominal voltage U _N	300 V	300 V


UL Recognized 		
	B	D
mm ² /AWG/kcmil	30-12	30-12
Nominal current I _N	20 A	10 A
Nominal voltage U _N	300 V	300 V

PCB terminal block - MKDSO 2,5/ 3-R BK - 2869744

Approvals

VDE Gutachten mit Fertigungsüberwachung 


mm ² /AWG/kcmil	0.2-2.5
Nominal current I _N	24 A
Nominal voltage U _N	450 V

cUL Recognized 

	B	D
mm ² /AWG/kcmil	30-12	30-12
Nominal current I _N	20 A	10 A
Nominal voltage U _N	300 V	300 V

CCA

mm ² /AWG/kcmil	2.5
Nominal current I _N	24 A
Nominal voltage U _N	450 V

IECEE CB Scheme 

mm ² /AWG/kcmil	2.5
Nominal current I _N	24 A
Nominal voltage U _N	450 V

GOST 

GOST 

PCB terminal block - MKDSO 2,5/ 3-R BK - 2869744

Approvals

