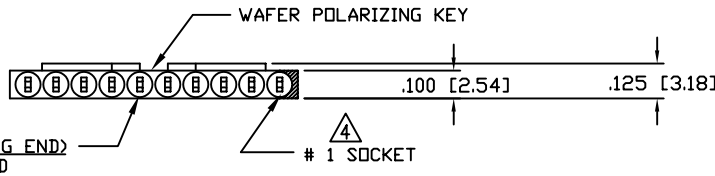
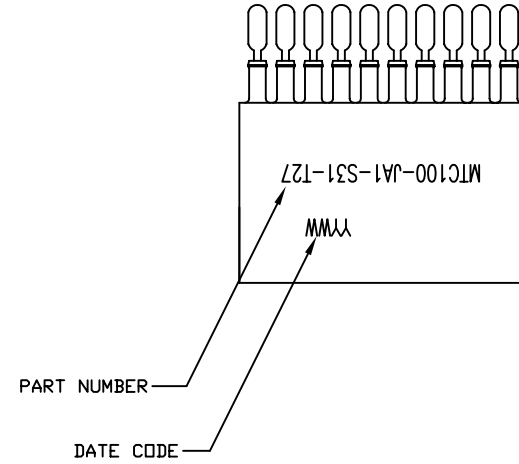
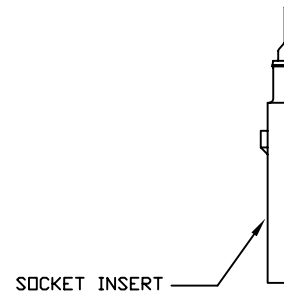
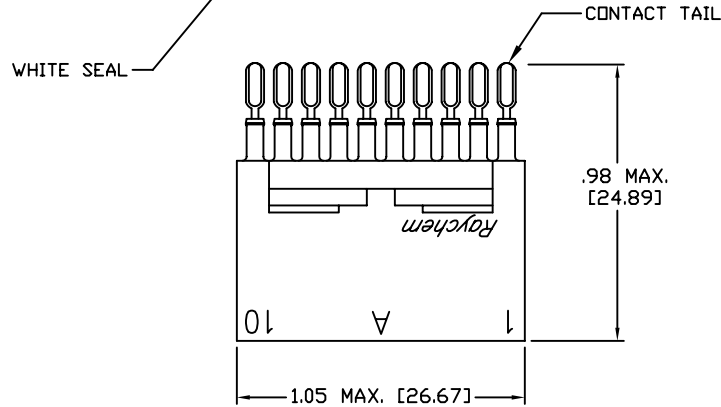
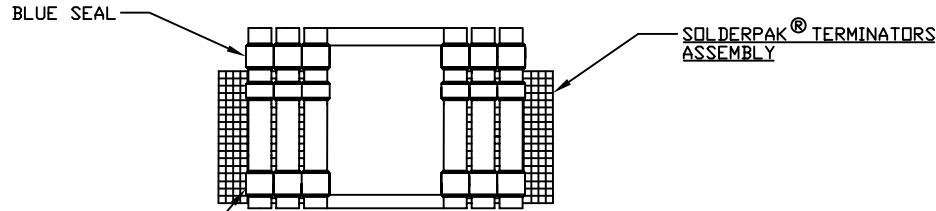


THIS DRAWING AND THE INFORMATION SET FORTH HEREON ARE OF TYCO ELECTRONICS CORPORATION AND ARE TO BE HELD IN TRUST AND CONFIDENCE. PUBLICATION, DUPLICATION, DISCLOSURE OR USE FOR ANY PURPOSE NOT EXPRESSLY AUTHORIZED IN WRITING BY TYCO ELECTRONICS CORPORATION IS PROHIBITED.

REVISIONS			
LTR	DESCRIPTION	DATE	APPROVED
B	REDRAWN AND UPDATED PER DCR# C040393	FEB-5-04	M.HIGGY



NOTES:

- MATERIAL:
    - A) SOCKET INSERT HIGH GRADE POLYARYLENE THERMOPLASTIC.
    - B) SOCKET CONTACT COPPER ALLOY PER ASTM B139 (A)
    - C) SOLDERPAK<sup>®</sup> TERMINATORS ASSEMBLY REFER TO RAYCHEM DWG. CTA-0226 FOR DATA.
  - FINISH:
    - A) SOCKET INSERT AS MOLDED.
    - B) SOCKET CONTACT (ENGAGING END) GOLD PLATE PER ASTM B488
    - C) CONTACT TAIL SOLDER COATED PER J-STD-006 (Sn96)
  - THIS SOCKET INSERT MEETS THE REQUIREMENTS OF RAYCHEM SPECIFICATION C-6111.
- A** NUMBER ONE SOCKET POSITION IS MARKED AS SHOWN IN CONTRASTING COLOR.

If this document is printed it becomes uncontrolled.  
Check for the latest revision.

SPECIFICATION CONTROL DRAWING

UNLESS OTHERWISE SPECIFIED DIMENSIONS ARE IN INCHES. METRIC DIMENSIONS ARE IN BRACKETS.  DECIMALS .XXX ±.005 { .13 mm } .XX ±.02 { .51 mm } ANGLES .X ± WEIGHT: .0054 LB. MAXIMUM 2.46 GRAMS MAXIMUM	DRAWN	ZS.ORBAN	JAN/20/04		TYCO ELECTRONICS 300 Constitution Drive Menlo Park, CA. 94025 USA		
	CHECKED						
	APPROVED			TITLE KIT, 1" SOCKET INSERT "A" WITH SOLDERPAK <sup>®</sup> TERMINATORS, FOR ROUND WIRE (20-26 AWG), 150°C TEMPERATURE RATING MTC100 SERIES (SN96)			
	APPROVED	M.HIGGY	JAN/20/04	SIZE	CAGE CODE:	DWG. NO.	REV
CAD NAME	C040393.DWG			A	06090	MTC100-JA1-S31-T27	B
THIRD ANGLE PROJECTION				DO NOT SCALE THIS DRAWING			SHEET 1 OF 1

DWG NO. MTC100-JA1-S31-T27 SHEET 1