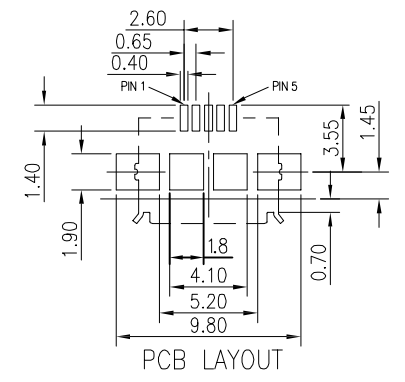
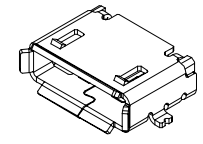
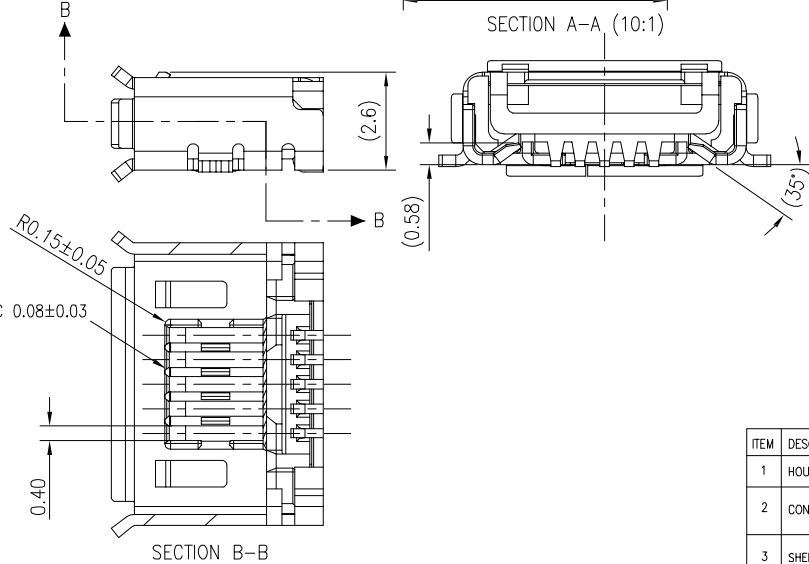
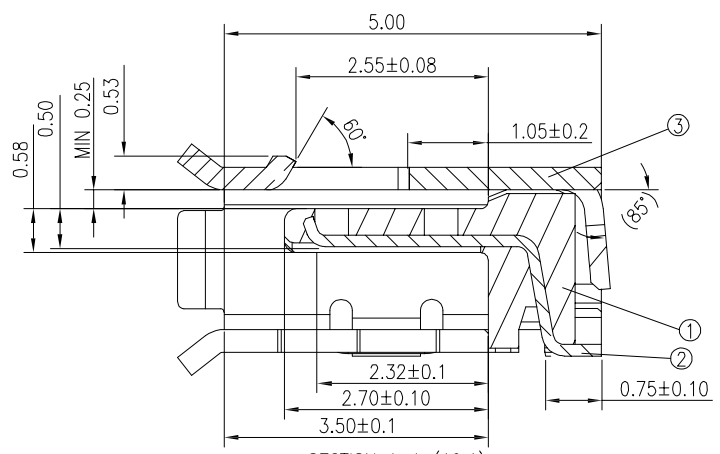


- NOTE-**
- This product is enable to mount both USB-IF Recommended PCB pattern bottom of soldering terminals
 - Coplanarity : The dimension between flat tool and when connector put on the flat tool like PCB Signal Contact ter' solder tail : Max 0.08 mm Metal tab : Max 0.1mm
 - PRODUCT NUMBERING:
10104111 - 0001 LF
 - The "LF" is meant lead free and can withstand expose to 260° C peak temperature for 10 seconds in IR reflow process.



ITEM	DESCRIPTION	MATERIAL	FINISH	Q'TY
1	HOUSING	THERMOPLASTIC+GF	GRAY	1
2	CONTACT	COPPER ALLOY	PLATING : 30u" Au PLATED OVER NICKEL OVERALL	5
3	SHELL	STAINLESS STEEL	PLATING : TIN OVER NICKEL OVERALL	1

mat'l. code		tolerances unless otherwise specified		CUSTOMER COPY		FCI	
ltr	ecn no	dr	date	.X ± 0.38	projection	www.fciconnect.com	
A	T10-0002	J.H	1/7/10	.XX ± 0.25		title	
B	T10-0063	J.H	5/12/10	.XXX ± 0.10		MICRO USB A/B TYPE RECEPTACLE	
C	T11-0016	J.H	3/16/11	0° ± 2°	MM	product family	code
D	ELX-N-16100	J.H	10/21/13	dr	JASON HSU	USB	TWN
E	ELX-N-17563	LQ	4/24/13	enr	JASON HSU	size	dwg no
F	ELX-N-19385	LQ	11/12/14	chr	GARY HSIEH	10104111	sheet
G	ELX-N-22325	LQ	10/28/15	appd	JOSEPH HSIA	1 of 1	
scale	5:1	A4					
sheet index	revision sheet	D	1				