



EMERGENCY STOP mushroom pushbutton, 22 mm, round, plastic, red, 40 mm, positive latching, acc. to EN ISO 13850, rotate-to-unlatch, with yellow backing plate, inscription: Arrêt d'urgence, with holder, 1 NO+1 NC, screw terminal

product brand name	SIRIUS ACT
product designation	EMERGENCY STOP mushroom pushbuttons
design of the product	Complete unit
product type designation	3SU1
product line	Plastic, black, 22 mm
manufacturer's article number	
<ul style="list-style-type: none"> • of supplied contact module at position 1 • of the supplied holder • of the supplied actuator • of supplied accessory 	3SU1400-1AA10-1FA0 3SU1550-0AA10-0AA0 3SU1000-1HB20-0AA0 3SU1900-0BC31-0GQ0
Enclosure	
number of command points	1
Actuator	
design of the actuating element	positive latching
principle of operation of the actuating element	latching
product extension optional light source	No
color of the actuating element	red
material of the actuating element	plastic
shape of the actuating element	round
outer diameter of the actuating element	40 mm
number of contact modules	1
type of unlocking device	rotate-to-unlatch mechanism
Front ring	
product component front ring	No
Holder	
material of the holder	Plastic
Display	
number of LED modules	0
General technical data	
product function	
<ul style="list-style-type: none"> • positive opening • EMERGENCY OFF function • EMERGENCY STOP function 	Yes Yes Yes
product component light source	No
insulation voltage rated value	500 V
degree of pollution	3
type of voltage of the operating voltage	AC/DC
surge voltage resistance rated value	6 kV
protection class IP	IP66, IP67, IP69(IP69K)

<ul style="list-style-type: none"> • of the terminal 	IP20, clamping screw tightened
degree of protection NEMA rating	1, 2, 3, 3R, 4, 4X, 12, 13
shock resistance <ul style="list-style-type: none"> • according to IEC 60068-2-27 • for railway applications according to EN 61373 	sinusoidal half-wave 15g / 11 ms Category 1, Class B
vibration resistance <ul style="list-style-type: none"> • according to IEC 60068-2-6 • for railway applications according to EN 61373 	10 ... 500 Hz: 5g Category 1, Class B
operating frequency maximum	600 1/h
mechanical service life (switching cycles) typical	300 000
electrical endurance (switching cycles) typical	300 000
thermal current	10 A
reference code according to IEC 81346-2	S
continuous current of the C characteristic MCB	10 A; for a short-circuit current smaller than 400 A
continuous current of the quick DIAZED fuse link	10 A
continuous current of the DIAZED fuse link gG	10 A
Substance Prohibitance (Date)	10/01/2014
operating voltage <ul style="list-style-type: none"> • at AC <ul style="list-style-type: none"> — at 50 Hz rated value — at 60 Hz rated value • at DC rated value 	5 ... 500 V 5 ... 500 V 5 ... 500 V
Power Electronics	
contact reliability	One maloperation per 100 million (17 V, 5 mA), one maloperation per 10 million (5 V, 1 mA)
Auxiliary circuit	
design of the contact of auxiliary contacts	Silver alloy
number of NC contacts for auxiliary contacts	1
number of NO contacts for auxiliary contacts	1
Connections/ Terminals	
type of electrical connection <ul style="list-style-type: none"> • of modules and accessories 	Screw-type terminal
type of connectable conductor cross-sections <ul style="list-style-type: none"> • solid with core end processing • solid without core end processing • finely stranded with core end processing • finely stranded without core end processing • at AWG cables 	2x (0.5 ... 0.75 mm ²) 2x (1.0 ... 1.5 mm ²) 2x (0.5 ... 1.5 mm ²) 2x (1.0 ... 1.5 mm ²) 2x (18 ... 14)
tightening torque of the screws in the bracket	1 ... 1.2 N·m
tightening torque for auxiliary contacts with screw-type terminals	0.8 ... 0.9 N·m
Safety related data	
B10 value with high demand rate according to SN 31920	100 000
proportion of dangerous failures <ul style="list-style-type: none"> • with low demand rate according to SN 31920 • with high demand rate according to SN 31920 	20 % 20 %
failure rate [FIT] with low demand rate according to SN 31920	100 FIT
Ambient conditions	
ambient temperature <ul style="list-style-type: none"> • during operation • during storage 	-25 ... +70 °C -40 ... +80 °C
environmental category during operation according to IEC 60721	3M6, 3S2, 3B2, 3C3, 3K6 (with relative air humidity of 10 ... 95%, no condensation in operation permitted for all devices behind front panel)
Installation/ mounting/ dimensions	
fastening method <ul style="list-style-type: none"> • of modules and accessories 	front plate mounting Front plate mounting
height	40 mm
width	30 mm
shape of the installation opening	round

mounting diameter	22.3 mm
positive tolerance of installation diameter	0.4 mm
mounting height	46.4 mm
installation width	75 mm
installation depth	70.6 mm

Accessories	
number of backing plates	1
marking of backing plate	ARRET D'URGENCE
color of backing plate	Yellow

Certificates/ approvals	
General Product Approval	Declaration of Conformity



[Confirmation](#)



Declaration of Conformity	Test Certificates	Marine / Shipping
---------------------------	-------------------	-------------------



[Type Test Certificates/Test Report](#)

[Special Test Certificate](#)



Marine / Shipping	other
-------------------	-------



[Environmental Conformations](#)

[Confirmation](#)

Further information

Information- and Downloadcenter (Catalogs, Brochures,...)

<https://www.siemens.com/ic10>

Industry Mall (Online ordering system)

<https://mall.industry.siemens.com/mall/en/en/Catalog/product?mfb=3SU1100-1HB20-1FJ0>

Cax online generator

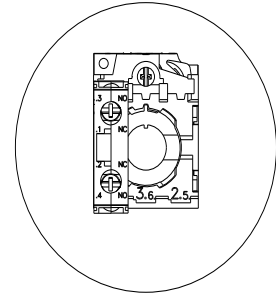
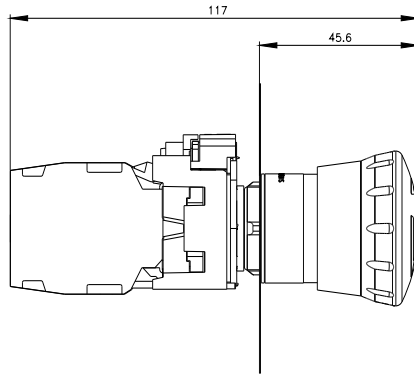

<http://support.automation.siemens.com/WW/CAXorder/default.aspx?lang=en&mfb=3SU1100-1HB20-1FJ0>

Service&Support (Manuals, Certificates, Characteristics, FAQs,...)

<https://support.industry.siemens.com/cs/ww/en/ps/3SU1100-1HB20-1FJ0>

Image database (product images, 2D dimension drawings, 3D models, device circuit diagrams, EPLAN macros, ...)

http://www.automation.siemens.com/bilddb/cax_de.aspx?mfb=3SU1100-1HB20-1FJ0&lang=en



last modified:

1/27/2022 