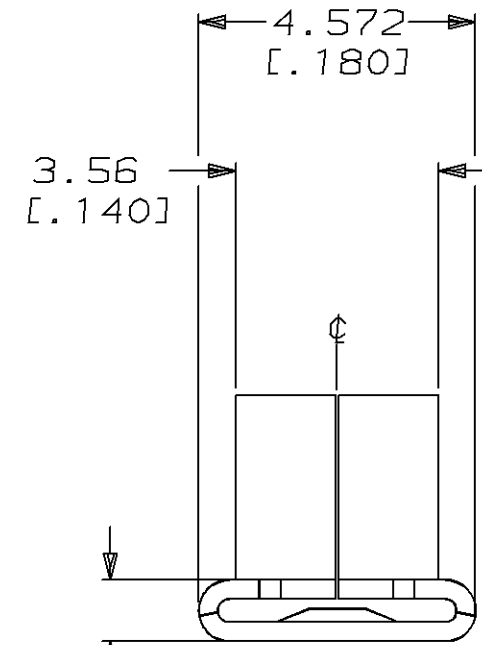
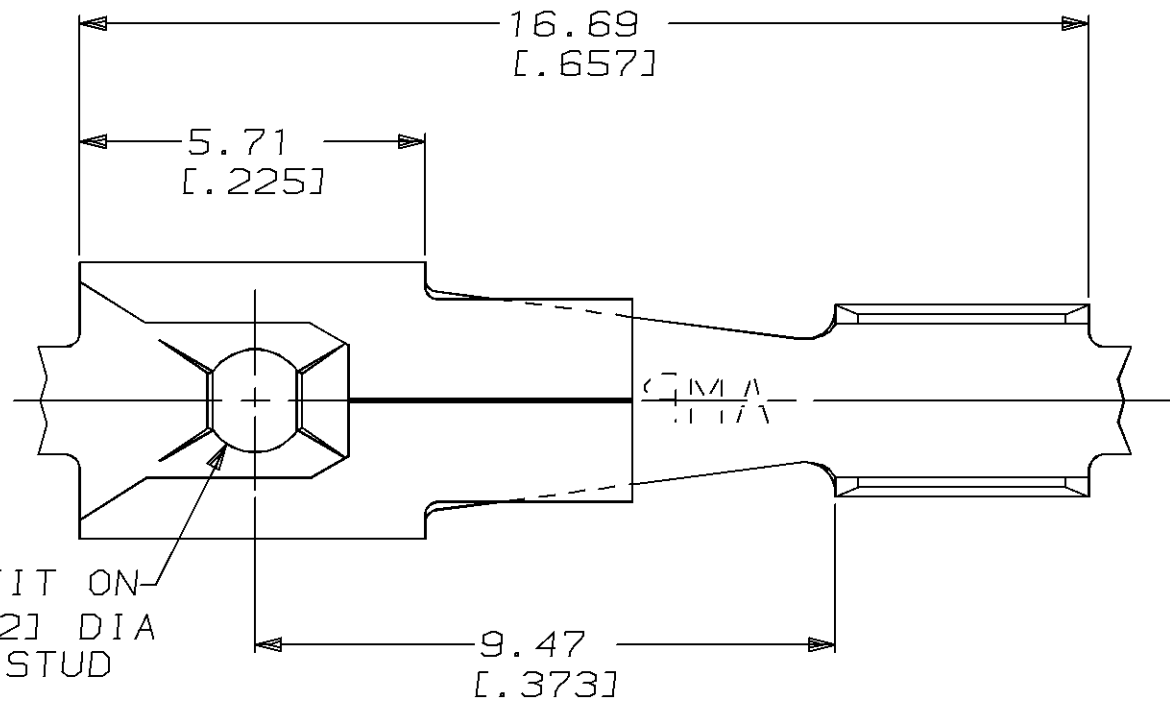


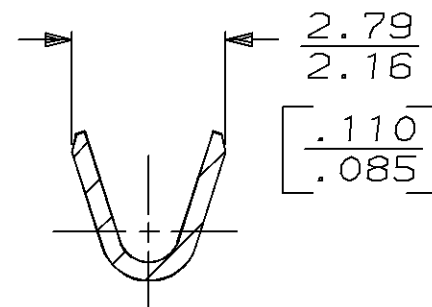
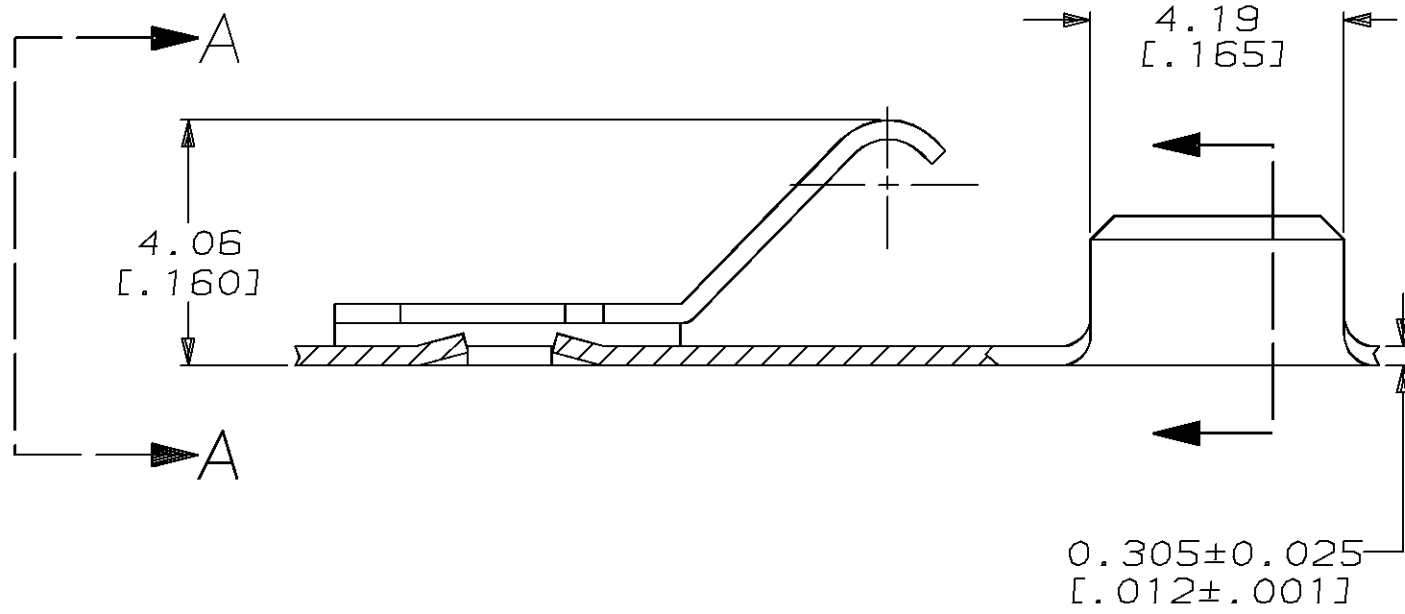
THIS DRAWING IS UNPUBLISHED. RELEASED FOR PUBLICATION, 19
 © COPYRIGHT 19 BY AMP INCORPORATED. ALL INTERNATIONAL RIGHTS RESERVED.

LOC	DIST	P	F	ZONE	LTR	DESCRIPTION	DATE	APPD
AF	50				A	RELEASE PER FASR & 0L10-0245-96	03/JAN/97	PF/DS

1 CONTINUOUS STRIP ON REEL.



VIEW A-A



[22-18] AWG	63937-1	
WIRE RANGE	PART NO	
AMP AMP Incorporated Harrisburg, PA 17105-3608		
NAME		
SPECIAL TERMINAL		
SIZE	CAGE CODE	DRAWING NO
B	00779	C-63937
SCALE	SHEET	
8:1	1 OF 1	

DO NOT SCALE PRINT, UNLESS SPECIFIED DIMENSIONS IN mm [INCHES] TOLERANCES ON: 2 PLC DEC ± 0.25 [.010] 3 PLC DEC ± - ANGLES ± -	DR 18/SEP/96 PHILLIP M FORTNEY
	CHK 18/SEP/96 JEFF R RUTH
	APPD 18/SEP/96 DENNIS SCHWENK
	APPD 18/SEP/96 MARK BARNABA
MATERIAL H04 PHOS BRONZE	PRODUCT SPEC -
FINISH	APPLICATION SPEC -
	WEIGHT -

THIS DRAWING IS A CONTROLLED DOCUMENT FOR AMP INCORPORATED. IT IS SUBJECT TO CHANGE AND THE CONTROLLING ENGINEERING ORGANIZATION SHOULD BE CONTACTED FOR THE LATEST REVISION.