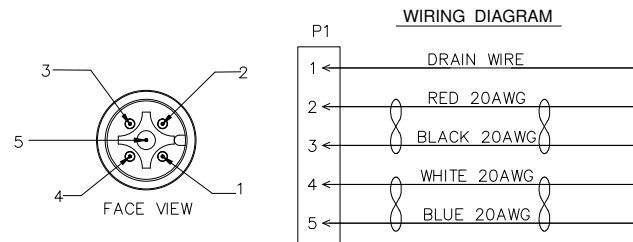
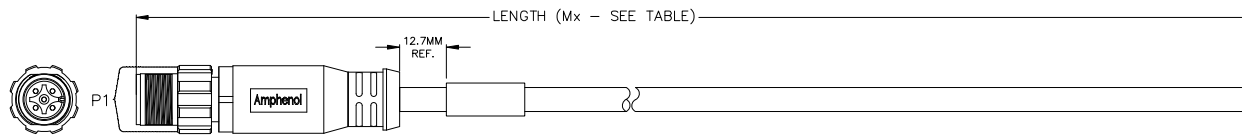



| REVISIONS | | | | | |
|-----------|-----|-------------|---------|-----|------|
| REV | ECO | DESCRIPTION | DATE | BY | APPR |
| A1 | -- | RELEASE | 28MAR16 | JAH | KING |

| TOLERANCE | |
|-----------|------------------|
| 0-2.99 M | = +100.0/-25.0mm |
| 3-8.99 M | = +150.0/-25.0mm |
| 9-14.99 M | = +300.0/-25.0mm |
| 15-OVER M | = +450.0/-25.0mm |



LABEL DETAIL:



TECHNICAL DATA:

- MATERIALS:**
 COUPLING NUT: THERMOPLASTIC, NYLON, UL94 V-0;
 INSULATION INSERT: THERMOPLASTIC, NYLON, UL 94V-0;
 MACHINED CONTACT: GOLD FLASH PLATING OVER COPPER ALLOY;
 PREMOLD MATERIAL: HOTMELT, BLACK;
 OVERMOLD MATERIAL: THERMOPLASTIC, PVC COLOR: GRAY;
 CABLE, 1P*20AWG, SIGNAL PAIR, DOUBLE FOAM-PE INSULATOR,
 1P*20AWG, POWER PAIR, PVC INSULATOR AND NYLON COATED;
 CABLE RATING: 80°C, 300V;
 CABLE JACKET MATERIAL: PVC
 FIXED INSTALLATION BENDING RADIUS : 7*OD
- ELECTRICAL DATA:**
 CURRENT (MAX): 4A
 VOLTAGE (MAX): 300V
 DIELECTRIC TEST VOLTAGE: 500V
- MECHANICAL DATA:**
 TEMPERATURE RANGE: -40°C TO 80°C
 PROTECTION: IP67 (MATED CONDITION)
 MATING CYCLES: >100
- RoHS COMPLIANT**

| STANDARD VARIANTS | |
|-------------------|-----------------|
| P/N | LENGTH (METERS) |
| AM-N05P-M0.3 | 0.3 |
| AM-N05P-M1 | 1.0 |
| AM-N05P-M3 | 3.0 |
| AM-N05P-M5 | 5.0 |
| AM-N05P-M9 | 9.0 |
| AM-N05P-M20 | 20.0 |

CUSTOMER DRAWING

| QUANTITY | PART NUMBER | DESCRIPTION | ITEM | | | | | | | | | | |
|--|-------------|--|------------|--|----------------|----------|---------------|--------|------------|----|----------------|--------|--|
| | | MATERIALS LIST | | | | | | | | | | | |
| UNLESS OTHERWISE SPECIFIED: 1) All dimensions are in metric (mm). 2) Tolerances are as follows: 1 PL DEC ±0.30 2 PL DEC ±0.15 3 PL DEC ±0.08 3) Note reference - | | <table border="1"> <thead> <tr> <th>SIGNATURES</th> <th>DATE</th> </tr> </thead> <tbody> <tr> <td>DRAWN: CHELSEA</td> <td>4AUG15</td> </tr> <tr> <td>CHECKED: FLAN</td> <td>4AUG15</td> </tr> <tr> <td>ENGINEER:</td> <td></td> </tr> <tr> <td>APPROVAL: KING</td> <td>4AUG15</td> </tr> </tbody> </table> | SIGNATURES | DATE | DRAWN: CHELSEA | 4AUG15 | CHECKED: FLAN | 4AUG15 | ENGINEER: | | APPROVAL: KING | 4AUG15 | |
| SIGNATURES | DATE | | | | | | | | | | | | |
| DRAWN: CHELSEA | 4AUG15 | | | | | | | | | | | | |
| CHECKED: FLAN | 4AUG15 | | | | | | | | | | | | |
| ENGINEER: | | | | | | | | | | | | | |
| APPROVAL: KING | 4AUG15 | | | | | | | | | | | | |
| MATERIAL SPECIFICATIONS: NOTED | | <table border="1"> <thead> <tr> <th>CUSTOMER:</th> </tr> </thead> <tbody> <tr> <td>THIS DRAWING IS SUPPLIED FOR INFORMATION ONLY. DESIGN FEATURES, SPECIFICATIONS AND PERFORMANCE DATA SHOWN HEREON ARE THE PROPERTY OF THE AMPHENOL CORPORATION. NO RIGHTS OF REPRODUCTION ARE IMPLIED. ALL DIMENSIONS ARE SUBJECT TO NORMAL MANUFACTURING VARIATIONS.</td> </tr> </tbody> </table> | CUSTOMER: | THIS DRAWING IS SUPPLIED FOR INFORMATION ONLY. DESIGN FEATURES, SPECIFICATIONS AND PERFORMANCE DATA SHOWN HEREON ARE THE PROPERTY OF THE AMPHENOL CORPORATION. NO RIGHTS OF REPRODUCTION ARE IMPLIED. ALL DIMENSIONS ARE SUBJECT TO NORMAL MANUFACTURING VARIATIONS. | | | | | | | | | |
| CUSTOMER: | | | | | | | | | | | | | |
| THIS DRAWING IS SUPPLIED FOR INFORMATION ONLY. DESIGN FEATURES, SPECIFICATIONS AND PERFORMANCE DATA SHOWN HEREON ARE THE PROPERTY OF THE AMPHENOL CORPORATION. NO RIGHTS OF REPRODUCTION ARE IMPLIED. ALL DIMENSIONS ARE SUBJECT TO NORMAL MANUFACTURING VARIATIONS. | | | | | | | | | | | | | |
| PROCESS SPECIFICATIONS: NEXT ASSY: | | <table border="1"> <thead> <tr> <th>SIZE</th> <th>TYPE</th> <th>DWG NO:</th> <th>REVISION</th> </tr> </thead> <tbody> <tr> <td>A4</td> <td>C</td> <td>AM-N05P-Mx</td> <td>A1</td> </tr> </tbody> </table> | SIZE | TYPE | DWG NO: | REVISION | A4 | C | AM-N05P-Mx | A1 | | | |
| SIZE | TYPE | DWG NO: | REVISION | | | | | | | | | | |
| A4 | C | AM-N05P-Mx | A1 | | | | | | | | | | |
| | | <table border="1"> <thead> <tr> <th>SCALE</th> <th>SHEET</th> <th>OF</th> </tr> </thead> <tbody> <tr> <td>NONE</td> <td>1</td> <td>1</td> </tr> </tbody> </table> | SCALE | SHEET | OF | NONE | 1 | 1 | | | | | |
| SCALE | SHEET | OF | | | | | | | | | | | |
| NONE | 1 | 1 | | | | | | | | | | | |

TITLE: SCL END NMEA2000 PLUG MALE PIN
 DWG NO: AM-N05P-Mx
 REV: A1 SH: 1 OF: 1