

6646597-1 ✓ ACTIVE

ELCON | ELCON Drawer


TE Internal #: 6646597-1

Rectangular Power Connectors, Header, Receptacle, Board-to-Board, 44 Position, 7.5 mm / 2.5 mm [.098 in / .295 in] Centerline, ELCON Drawer

[View on TE.com >](#)



Connectors > Power Connectors > Rectangular Power > Rectangular Power Connectors



Rectangular Power Connector Type: **Header**

Connector & Housing Type: **Receptacle**

Connector System: **Board-to-Board**

Number of Positions: **44**

Centerline (Pitch): **2.5 mm, 7.5 mm [.098 in, .295 in]**

Features

Product Type Features

Rectangular Power Connector Type	Header
Connector & Housing Type	Receptacle
Connector System	Board-to-Board
Sealable	No
Connector & Contact Terminates To	Printed Circuit Board

Configuration Features

Mating & Unmating Configuration	Hot Pluggable
Number of Positions	44
PCB Mount Orientation	Vertical
Number of Power Positions	2
Number of Signal Positions	24
Number of Rows	3

Electrical Characteristics

Operating Voltage	250 VDC
-------------------	---------



Contact Features

Power Contact Base Material	Phosphor Bronze Alloy
Signal Contact Base Material	Brass Alloy
	100 µin
Contact Layout	Staggered
Contact Mating Area Plating Material	Gold
Contact Base Material	Brass Alloy
Contact Current Rating (Max)	3 A, 35 A
Contact Retention Within Housing	With
Contact Type	Receptacle, Socket
PCB Contact Termination Area Plating Material	Tin
Contact Mating Area Plating Material Thickness	30 µm[.76 µin]

Termination Features

Termination Post & Tail Length	5.08 mm[.2 in]
Termination Method to Printed Circuit Board	Through Hole - Solder

Mechanical Attachment

Mating Alignment Type	Guide Pins
PCB Mount Retention	Without
PCB Mount Retention Type	Flange w/Mounting Holes
Connector Mounting Type	Board Mount

Housing Features

Centerline (Pitch)	2.5 mm, 7.5 mm[.098 in][.295 in]
Housing Color	Black
Housing Material	Thermoplastic

Dimensions

Connector Height	14 mm[.551 in]
Row-to-Row Spacing	2.5 mm[.098 in]

Usage Conditions

Operating Temperature Range	-40 – 125 °C[-40 – 257 °F]
-----------------------------	----------------------------

Operation/Application

Circuit Application	Power & Signal
---------------------	----------------

Industry Standards



UL Flammability Rating	UL 94V-0
Glow Wire Rating	Standard Part - Not Glow Wire

Packaging Features

Packaging Quantity	8
Packaging Method	Box

Product Compliance

[For compliance documentation, visit the product page on TE.com>](#)

EU RoHS Directive 2011/65/EU	Compliant
EU ELV Directive 2000/53/EC	Compliant
China RoHS 2 Directive MIIT Order No 32, 2016	No Restricted Materials Above Threshold
EU REACH Regulation (EC) No. 1907/2006	Current ECHA Candidate List: JUNE 2023 (235) Candidate List Declared Against: JUNE 2023 (235) Does not contain REACH SVHC
Halogen Content	Not Low Halogen - contains Br or Cl > 900 ppm.
Solder Process Capability	Wave solder capable to 265°C

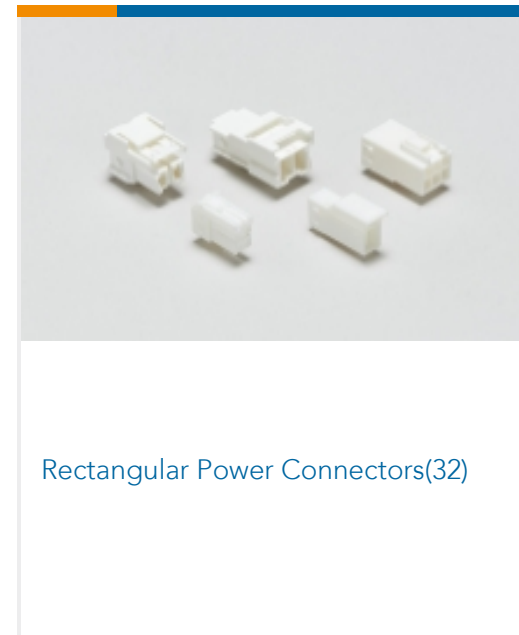
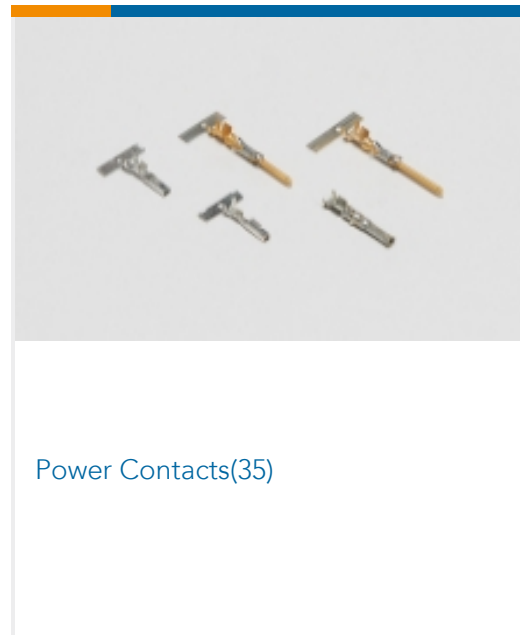
Product Compliance Disclaimer

This information is provided based on reasonable inquiry of our suppliers and represents our current actual knowledge based on the information they provided. This information is subject to change. The part numbers that TE has identified as EU RoHS compliant have a maximum concentration of 0.1% by weight in homogenous materials for lead, hexavalent chromium, mercury, PBB, PBDE, DBP, BBP, DEHP, DIBP, and 0.01% for cadmium, or qualify for an exemption to these limits as defined in the Annexes of Directive 2011/65/EU (RoHS2). Finished electrical and electronic equipment products will be CE marked as required by Directive 2011/65/EU. Components may not be CE marked. Additionally, the part numbers that TE has identified as EU ELV compliant have a maximum concentration of 0.1% by weight in homogenous materials for lead, hexavalent chromium, and mercury, and 0.01% for cadmium, or qualify for an exemption to these limits as defined in the Annexes of Directive 2000/53/EC (ELV). Regarding the REACH Regulation, the information TE provides on SVHC in articles for this part number is based on the latest European Chemicals Agency (ECHA) 'Guidance on requirements for substances in articles' posted at this URL: <https://echa.europa.eu/guidance-documents/guidance-on-reach>



Compatible Parts



Also in the Series | ELCON Drawer



Customers Also Bought





Documents

Product Drawings

[278-0933-10200A=CONN,SKT](#)

English

CAD Files

3D PDF

3D

Customer View Model

[ENG_CVM_CVM_6646597-1_D.2d_dxf.zip](#)

English

Customer View Model

[ENG_CVM_CVM_6646597-1_D.3d_igs.zip](#)

English

Customer View Model

[ENG_CVM_CVM_6646597-1_D.3d_stp.zip](#)

English

By downloading the CAD file I accept and agree to the [Terms and Conditions](#) of use.

Datasheets & Catalog Pages

[POWER_CONNECTORS_CATALOG_SEC01_BOARD_TO_BOARD](#)

English

[1-1773718-4_POWER_CONNECTORS_QRG_CN](#)

[1-1773718-5_POWER_CONNECTORS_QRG_TCN](#)

[1-1773718-6_POWER_CONNECTORS_QRG_JA](#)

Japanese

Product Specifications

[Application Specification](#)

English