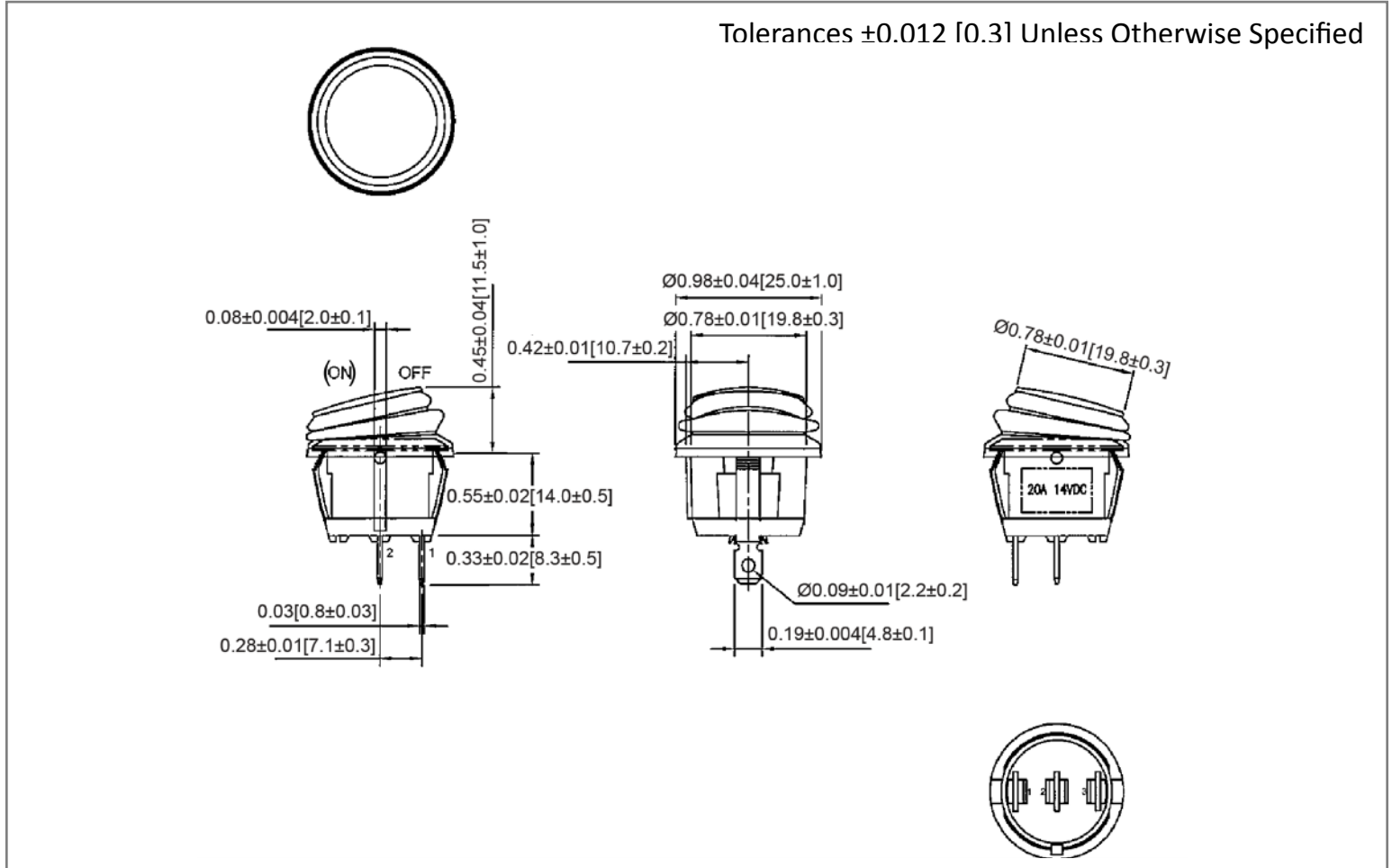
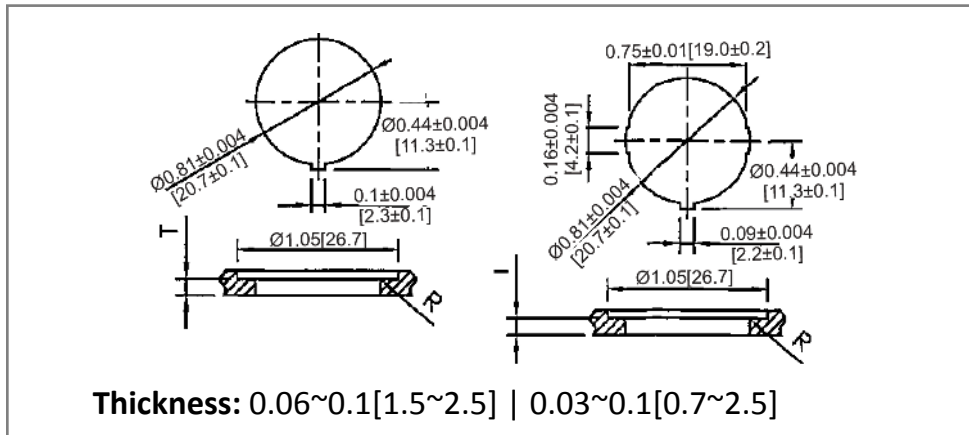


Mechanical Dimensions: Inches [mm]

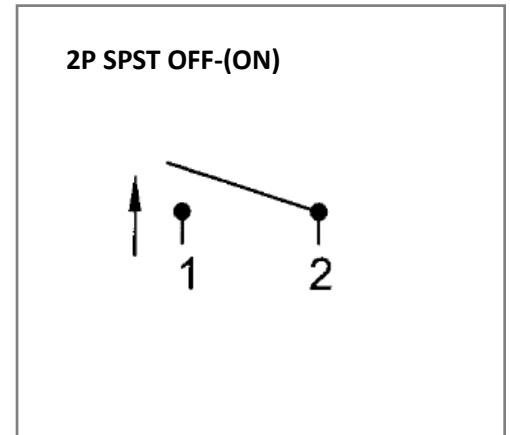
Tolerances ± 0.012 [0.3] Unless Otherwise Specified



Mounting Hole



Circuit Diagram



Electrical Specifications

| | |
|-----------------------|------------------------|
| Rating | 20A 14V DC, 10A 28V DC |
| Contact Resistance | 50m ohm Max |
| Insulation Resistance | DC 500V 100M ohm Min |
| Dielectric Strength | AC 1500V 1 minute |
| Operation Temperature | -25°C~85°C |

Material Specifications

| | |
|-------------------|-----------------------------|
| Frame | Black, Nylon 66 (94-V2) |
| Actuator | Black, PC (94-V2) |
| Waterproof Rubber | Black, Silicone |
| Terminals | Silver plated, Copper alloy |
| Waterproof | IP65 |

| Rev | Date of issue | Revision Notes | Designed | Approved |
|-----|---------------|-----------------|----------|----------|
| B | 06-08-2021 | Initial Drawing | RC | OF |