

62833-1 ✓ ACTIVE



MAG-MATE

TE Internal #: 62833-1

Magnet Wire Terminals, Poke-In, Size 2, 18.5 – 16.5 AWG Aluminum Wire, .95 – 1.2 mm Aluminum Wire, Lead Wire Size 20 – 18 AWG, MAG-MATE

[View on TE.com >](#)

Terminals & Splices > Magnet Wire Terminals



Magnet Wire Terminal Type: **Poke-In**

Compatible With Cavity Size: **Size 2**

Aluminum Wire Size: **.95 – 1.2 mm**

Lead Wire Size: **20 – 18 AWG**

Features

Product Type Features

Compatible With Discrete Wire Type

Magnet Wire, Solid

Body Features

Compatible With Cavity Size

Size 2

Contact Features

Magnet Wire Terminal Type

Poke-In

Terminal Plating Material

Tin

Terminal Orientation

Twisted

Termination Features

Termination Method to Wire & Cable

Insulation Displacement (IDC)

Mechanical Attachment

Mating Retention Type

Locking

Dimensions

Terminal Height

7.62 mm [.3 in]

Aluminum Wire Size

.95 – 1.2 mm



Lead Wire Size	.5 – .9 mm ²
Magnet Wire Size	.8 – 1.2 mm
Stock Thickness (Magnet Wire Side)	.41 mm[.016 in]
Product Length	7.87 mm[.31 in]

Usage Conditions

Insulation Option	Uninsulated
Operating Temperature Range	-65 – 150 °C[-85 – 302 °F]

Operation/Application

Compatible With Wire Base Material	Aluminum, Copper
------------------------------------	------------------

Identification Marking

Identification Number	24
-----------------------	----

Packaging Features

Packaging Quantity	12000
Packaging Method	Reel, Reel/Carton

Other

Terminals & Splices Comment	Single magnet wire only., Solid or overcoated stranded lead wire only.
-----------------------------	--

Product Compliance

[For compliance documentation, visit the product page on TE.com>](#)















EU RoHS Directive 2011/65/EU	Compliant
EU ELV Directive 2000/53/EC	Compliant
China RoHS 2 Directive MIIT Order No 32, 2016	No Restricted Materials Above Threshold
EU REACH Regulation (EC) No. 1907/2006	Current ECHA Candidate List: JUNE 2023 (235) Candidate List Declared Against: JUNE 2023 (235) Does not contain REACH SVHC
Halogen Content	Low Halogen - Br, Cl, F, I < 900 ppm per homogenous material. Also BFR/CFR/PVC Free
Solder Process Capability	Not applicable for solder process capability

Product Compliance Disclaimer

This information is provided based on reasonable inquiry of our suppliers and represents our current actual knowledge based on the information they provided. This information is subject to change. The part numbers that TE has identified as

EU RoHS compliant have a maximum concentration of 0.1% by weight in homogenous materials for lead, hexavalent chromium, mercury, PBB, PBDE, DBP, BBP, DEHP, DIBP, and 0.01% for cadmium, or qualify for an exemption to these limits as defined in the Annexes of Directive 2011/65/EU (RoHS2). Finished electrical and electronic equipment products will be CE marked as required by Directive 2011/65/EU. Components may not be CE marked. Additionally, the part numbers that TE has identified as EU ELV compliant have a maximum concentration of 0.1% by weight in homogenous materials for lead, hexavalent chromium, and mercury, and 0.01% for cadmium, or qualify for an exemption to these limits as defined in the Annexes of Directive 2000/53/EC (ELV). Regarding the REACH Regulation, the information TE provides on SVHC in articles for this part number is based on the latest European Chemicals Agency (ECHA) 'Guidance on requirements for substances in articles' posted at this URL: <https://echa.europa.eu/guidance-documents/guidance-on-reach>

Compatible Parts

 <p>TE Part # 1217234-1 MAG-MATE TERM 28-31 013TPBR</p>	 <p>TE Part # 63632-1 MAG-MATE TRI SLOT 016TPBR</p>	 <p>TE Part # 63658-1 MAG MATE TERM 25-22 016TPBR</p>	 <p>TE Part # 1217688-1 SPECIAL LEAF CONTACT,300 SERIE</p>
 <p>TE Part # 1217853-1 TERM,SPL,TRI-SLOT,MAG-MATE</p>	 <p>TE Part # 63591-1 MAG-MATE TERM #20 016TPBR</p>	 <p>TE Part # 63662-1 MAG-MATE TERM 33-34 010TPBR</p>	 <p>TE Part # 63861-1 TERM, MAG-MATE 27-24 016TPPHBZ</p>
 <p>TE Part # 1217973-2 TERM,SPLICE,MAG-MATE</p>	 <p>TE Part # 62833-2 MAG-MATE POKE-IN TERM 016TPBR</p>	 <p>TE Part # 62833-4 TERMINAL,POKE-IN,MAG-MATE</p>	 <p>TE Part # 63590-1 MAG-MATE LEAF CONTACT 0126TPBR</p>
 <p>TE Part # 63658-2 MAG-MATE TERM 25-22 016 TPBR</p>	 <p>TE Part # 63658-7 MAG-MATE TERM 25-22 016 TPBR</p>	 <p>TE Part # 63789-1 TERMINAL MAG-MATE POKE-IN TPBR</p>	 <p>TE Part # 63661-1 MAG-MATE POST 19-17 016TPCUBR</p>



TE Part # 1217209-1
TERM SPL TRISLOT 300 MTA MAG



TE Part # 2238281-1
MAG-MATE POKE-IN TAB 020 PTPBR

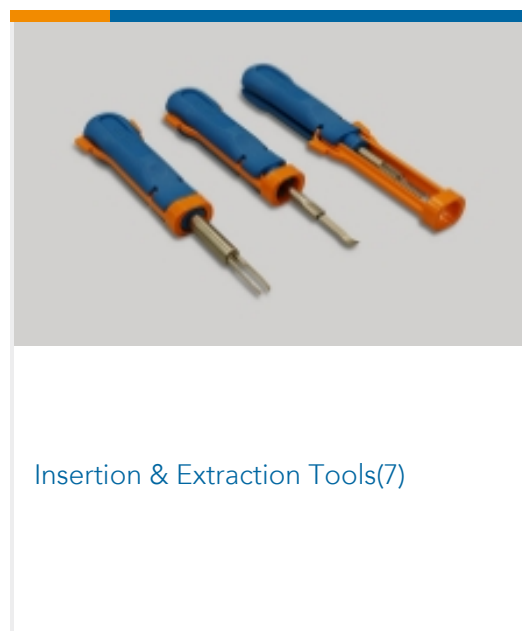


TE Part # 274250-2
INSERTION TOOL



TE Part # 62841-1
MAG-MATE TERM 20-22 016 TPBR

Also in the Series | MAG-MATE



Insertion & Extraction Tools(7)



Magnet Wire Terminals(435)



PCB Terminals(1)

Customers Also Bought



TE Part #8-1625890-9
2W SM M/OX 5% 2R0



TE Part #7-2176412-2
5W XSM M/OX 5% 4K7



TE Part #2-1565085-3
STD Temp GRACE INERTIA Cap



TE Part #2-2836993-1
OCEAN_2.0_Applicator-S-046F0590



TE Part #234618-1
DAHT P L EX & EX II 22-18 ASSY



TE Part #63668-2
TAB,187 FASTON, MAG-MATE

Documents

Product Drawings

[MAG-MATE POKE-IN TERM 016TPBR](#)

English

CAD Files

[3D PDF](#)

[3D](#)



Customer View Model

[ENG_CVM_CVM_62833-1_BF.2d_dxf.zip](#)

English

Customer View Model

[ENG_CVM_CVM_62833-1_BF.3d_igs.zip](#)

English

Customer View Model

[ENG_CVM_CVM_62833-1_BF.3d_stp.zip](#)

English

By downloading the CAD file I accept and agree to the [Terms and Conditions](#) of use.

Datasheets & Catalog Pages

[Magnet Wire Terminals & Splices](#)

English

Product Specifications

[Application Specification](#)

English

Product Environmental Compliance

[MD_62833-1_11302015135_dmtec](#)

English

[MD_62833-1_11302015135_dmtec](#)

English

Agency Approvals

[VDE Certificate](#)

English