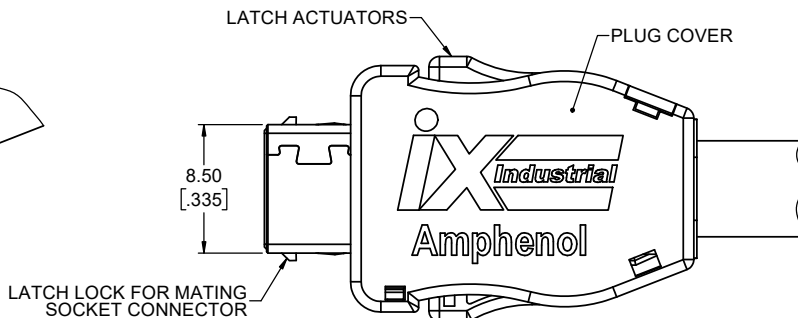
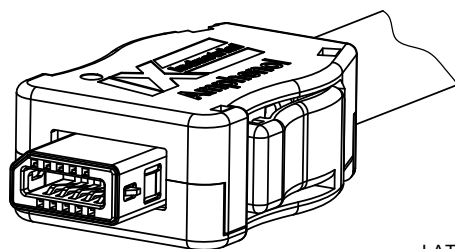
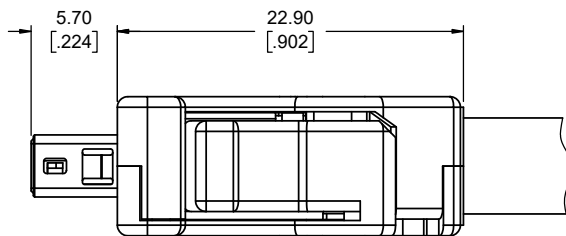
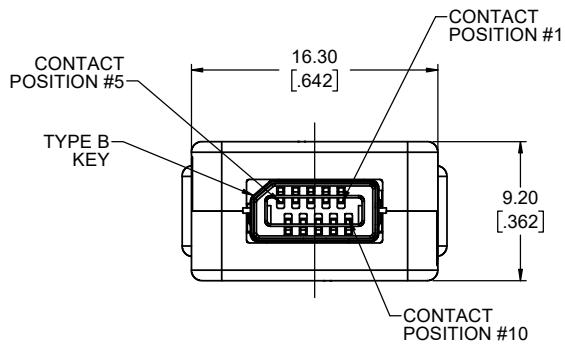


ASSEMBLED PLUG VIEWS
SEE SHEET 2 FOR COMPONENTS



ORDERING CODE: ND9 - B P X X - 00 XX

SERIES, IX INDUSTRIAL I/O APPLICATIONS

TYPE B KEY

PLUG

CONTACT TERMINATION

5 = SOLDER PAD

6 = IDC FOR 24-26 AWG WIRES

7 = IDC FOR 26-28 AWG WIRES

MATING AREA PLATING

1 = GOLD FLASH

2 = 0.2µm (8µ") GOLD

4 = 1.27µm (50µ") GOLD

7 = 0.76µm (30µ") PALLADIUM NICKEL WITH GOLD FLASH

STANDARD

PACKAGING STYLE

NO DIGITS = STANDARD PACKAGING

SK = SINGLE KIT PACKAGING

REVISIONS			
REV	DESCRIPTION, ECN, EAR NO.	DATE	APP'D
C	PRODUCT DRAWING (EAR 14912)	DEC1/20	K.L.
D	PRODUCT DRAWING (EAR 14912)	DEC2/20	K.L.

CONNECTOR PIN ASSIGNMENT

POSITION NUMBER	WIRE COLOUR (PER DIN 47100)
1	WHITE
2	BROWN
3	GREEN
4	YELLOW
5	GREY
6	PINK
7	BLUE
8	RED
9	BLACK
10	VIOLET

NOTE:
TWISTED PAIRS FOR POSITIONS 1/2, 3/4, 5/6, 7/8 & 9/10 MAY BE PREFERRED. COLOURS SHOWN AS AN EXAMPLE ONLY. PIN FUNCTIONALITY & QUANTITY OF WIRES TO BE DETERMINED BY CUSTOMER.

NOTES:

- MATERIAL: RoHS COMPLIANT PER EU DIRECTIVE 2011/65/EU AND AMENDMENTS.
 - SHIELDS: STAINLESS STEEL, NICKEL PLATED
 - INSERTS: GLASS REINFORCED ENGINEERING THERMOPLASTIC, UL 94V-0, BLACK
 - SIDE COVERS & IDC GUIDES: POLYCARBONATE UL 94V-0, COVER BLACK, GUIDES CLEAR (WITH YELLOW TINT FOR 24-26 AWG SIZE)
 - CONTACTS: PHOSPHOR BRONZE WITH MATING AREA PLATING PER ORDERING CODE AND MATTE TIN ON THE SOLDER OR IDC TERMINALS. OVERALL UNDERPLATING 1.27µm (50µ") MINIMUM NICKEL.
- DESIGNED TO CONFORM TO REQUIREMENTS OF IEC 61076 PART 3-124 SPECIFICATION. THE TYPE B KEY FEATURE SHOWN IS INTENDED FOR NON-ETHERNET I/O APPLICATIONS.
- CURRENT RATING: 1.5 AMPERES (1.25 AMPERE RATING IF PLUG TERMINATED WITH 28 AWG WIRE) VOLTAGE RATING: 50V AC rms OR 60V DC
- OPERATING TEMPERATURE -55° TO +105°C.
- DIELECTRIC WITHSTANDING VOLTAGE: 500V DC
- CONTACT RESISTANCE: 30 MILLIOHMS MAXIMUM, INITIAL.
- INSULATION RESISTANCE: 500 MEGOHMS MINIMUM.
- MATING & UNMATING FORCE: 25N (5.6 lbf) MAXIMUM, LATCH EFFECTIVENESS 80N (18lbf) MIN.
- CUSTOMER TO CONFIRM THAT ANY PROCESS CLEANERS USED NEAR THE SIDE COVERS OR IDC GUIDES TO BE POLYCARBONATE COMPATIBLE.

RECOMMENDED CABLE SPECIFICATIONS

ITEMS		IDC 26 - 28 AWG	IDC 24 - 26 AWG	SOLDER PAD
CONDUCTORS	SIZE	26 - 28 AWG	24 - 26 AWG	22 - 28 AWG
	STRANDS	7 STRANDS PER WIRE		
	MATERIAL	ANNEALED COPPER WIRE		
INSULATION OUTSIDE DIAMETER		Ø0.95 - 1.05mm (Ø.037 - .041")	Ø1.10 - 1.25mm (Ø.043 - .049")	Ø1.55mm MAX (Ø.061" MAX)
BRAIDED SHIELD		TIN PLATED		
JACKET OUTSIDE DIAMETER		Ø6.30 - 7.20mm (Ø.248 - .283")		



UNLESS SPECIFIED OTHERWISE	DRAWN	B.COPPING	DEC2/19
PRIMARY UNITS MILLIMETERS	CHECKED	K.LAMBIE	DEC2/19
SECONDARY INCHES	M.E. APP'D		
REFERENCE IN PARENTHESES	Q.A. APP'D		
GENERAL TOLERANCES		DWG APPR.	
1 DECIMAL PLACE	ENG. REL. NO.	EAR 14720	
2 DECIMAL PLACES	REF.		
3 DECIMAL PLACES	THIRD ANGLE PROJECTION		
ANGULAR DEGREES			

Amphenol Canada Corp.
Commercial Products

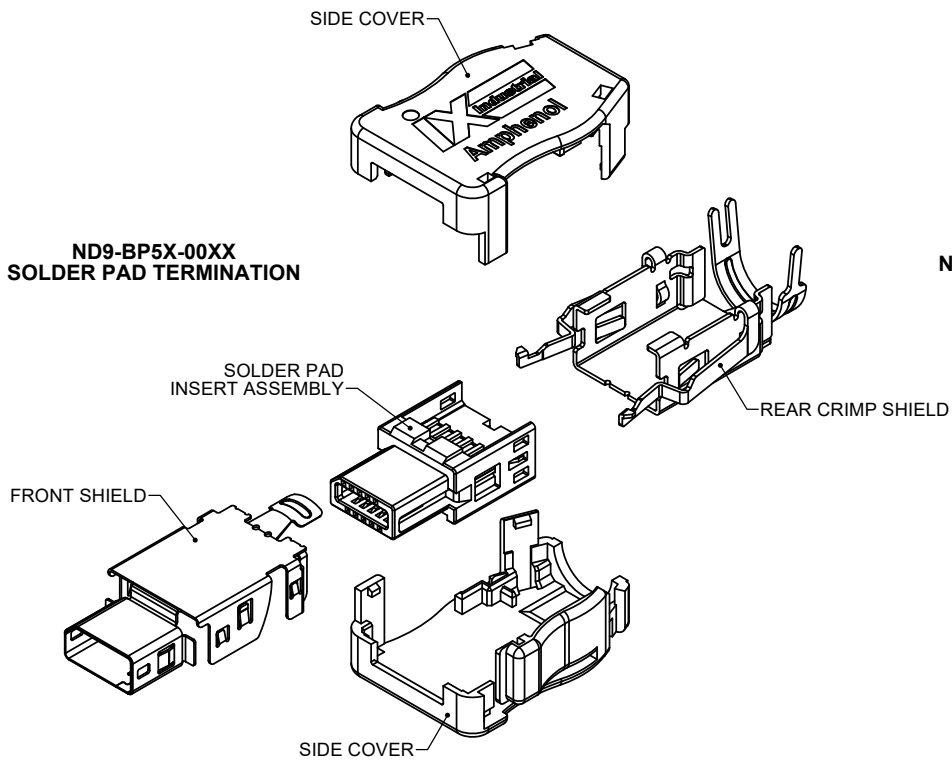
IX INDUSTRIAL I/O, TYPE B PLUG, CABLE TERMINATION OPTIONS, RoHS COMPLIANT

DWG. NO. **P-ND9-BPXX-00XX** REV **D**

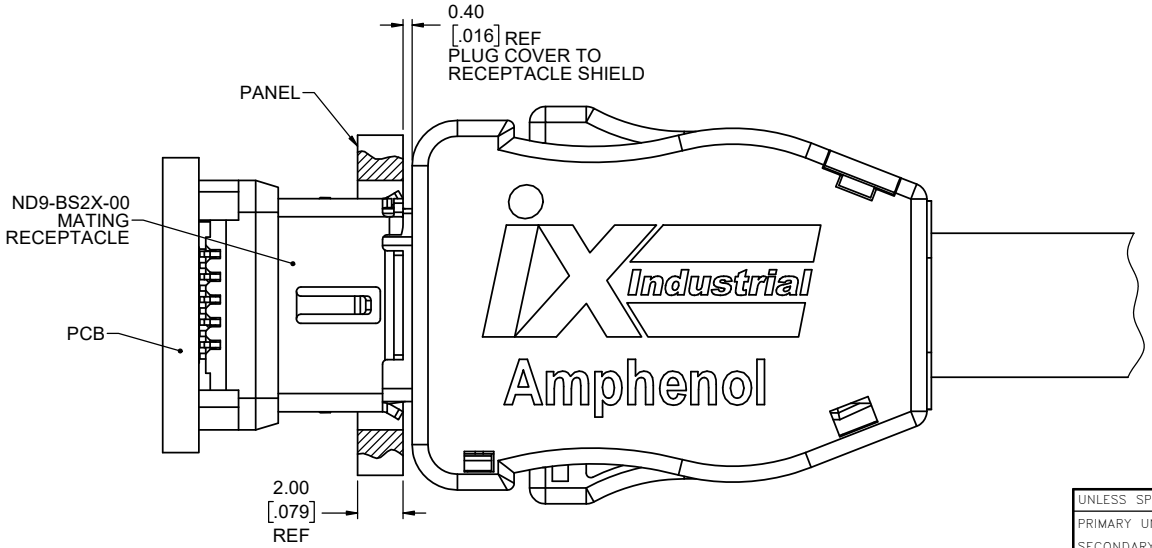
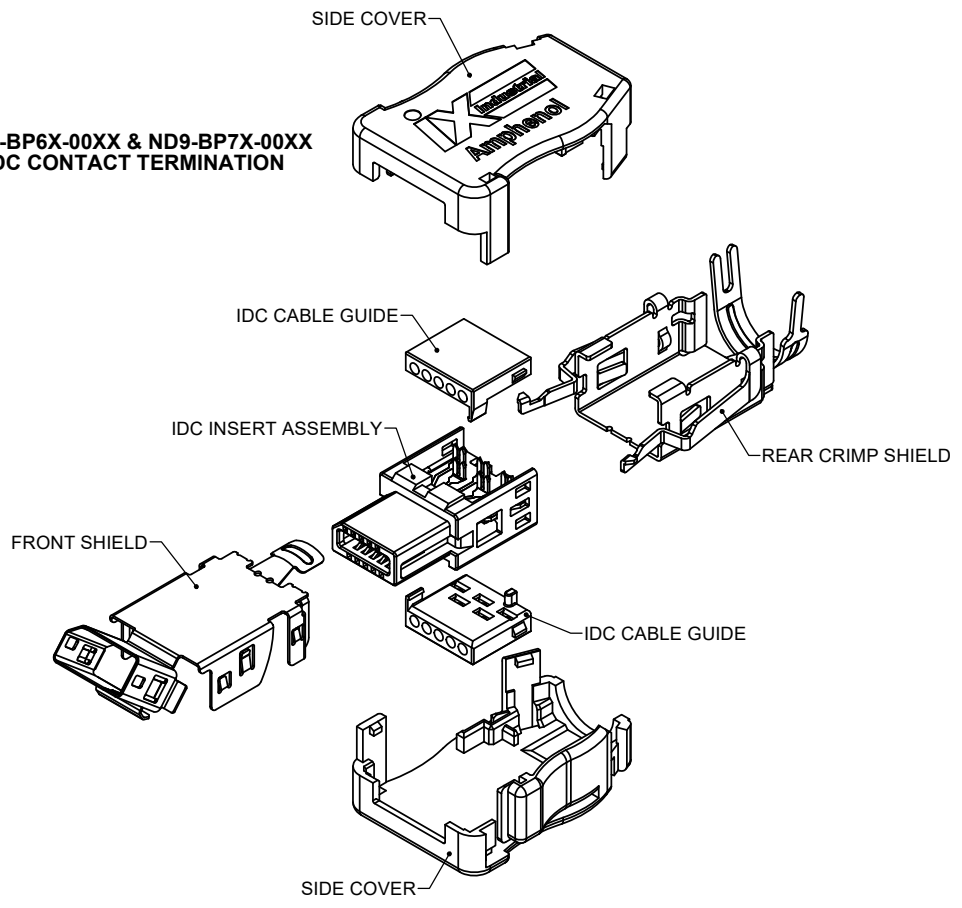
CODE ID NO. 03554 DWG SIZE: X SCALE: 4:1 SHEET 1 OF 2

REVISIONS			
REV	DESCRIPTION, ECN, EAR NO.	DATE	APP'D
C	PRODUCT DRAWING (EAR 14912)	DEC1/20	K.L.
D	PRODUCT DRAWING (EAR 14912)	DEC2/20	K.L.

**ND9-BP5X-00XX
SOLDER PAD TERMINATION**



**ND9-BP6X-00XX & ND9-BP7X-00XX
IDC CONTACT TERMINATION**



**MATED VIEW
SCALE 6:1**



THIS DOCUMENT CONTAINS PROPRIETARY INFORMATION AND SUCH INFORMATION MAY NOT BE DISCLOSED TO OTHERS FOR ANY PURPOSE OR USED FOR MANUFACTURING PURPOSES WITHOUT WRITTEN PERMISSION FROM AMPHENOL CANADA CORP.

UNLESS SPECIFIED OTHERWISE	DRAWN	B.COPPING	DEC2/19
PRIMARY UNITS MILLIMETERS	CHECKED	K.LAMBIE	DEC2/19
SECONDARY INCHES	M.E. APP'D		
REFERENCE IN PARENTHESES	Q.A. APP'D		
GENERAL TOLERANCES	DWG APPR.		
1 DECIMAL PLACE	ENG. REL. NO.	EAR 14720	
2 DECIMAL PLACES ±0.15	REF.		
3 DECIMAL PLACES	THIRD ANGLE PROJECTION		
ANGULAR DEGREES	DO NOT SCALE DRAWING		

Amphenol Canada Corp. Commercial Products			
IX INDUSTRIAL I/O, TYPE B PLUG, CABLE TERMINATION OPTIONS, RoHS COMPLIANT			
DWG. NO.	P-ND9-BPXX-00XX		REV D
CODE ID NO. 03554	DWG SIZE: X	SCALE: 3:1	SHEET 2 OF 2