

# IPC-619/IPC-619S

**Compact 4U Rackmount Chassis for Motherboard & Full-Size/ Half-Size SHB/SBC**



## Features

### IPC-619:

- Space-saving 4U rackmount chassis, with only 429 mm depth
- Supports either ATX/MicroATX motherboards or backplane up to 15 slots
- Shock-resistant drive bay design supports up to two 5.25" and one 3.5" disk drives
- Versatile 250W/300W/400W power supply options

### IPC-619S:

- Ultra compact 4U chassis for half-size SBC, with only 274 mm depth
- Supports up to 10-slot backplane
- Shock-resistant drive bays to hold one 5.25" and one 3.5" disk drives
- 250W and 300W ATX/PFC power supply options




## Specifications

Drive Bay	5.25"	Front-accessible
	3.5"	2/1
Cooling	Fans	One (12 cm/85 CFM)
	Air Filters	Yes
I/O interfaces	USB	2 (front-accessible)
Miscellaneous	Notification LEDs	PWR, HDD
	Control	Power switch and system reset button
	Rear Panel	BP version: One 9-pin D-Sub opening; MB version (IPC-619 only): Five 9-pin D-Sub & one 68-pin SCSI openings
Environment	Temperature	Operating: 0 ~ 40° C (32 ~ 104° F) Non-Operating: -20 ~ 60° C (-4 ~ 140° F)
	Humidity	10 ~ 85% @ 40° C, non-condensing
	Vibration (5-500 Hz)	1 Grms
	Shock	2 G
	Shock	10 G (with 11 ms duration, half sine wave)
Physical	Dimensions (W x H x D)	482 x 177 x 430 mm (19" x 7" x 16.9")/482 x 177 x 275 mm (19" x 7" x 10.8")
	Weight	15 kg (33 lb)/8 kg (17.6 lb)


## Front View

### IPC-619




## Inside View

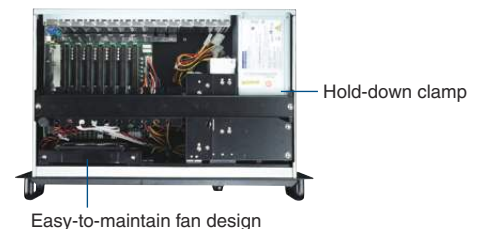
### IPC-619



### IPC-619S



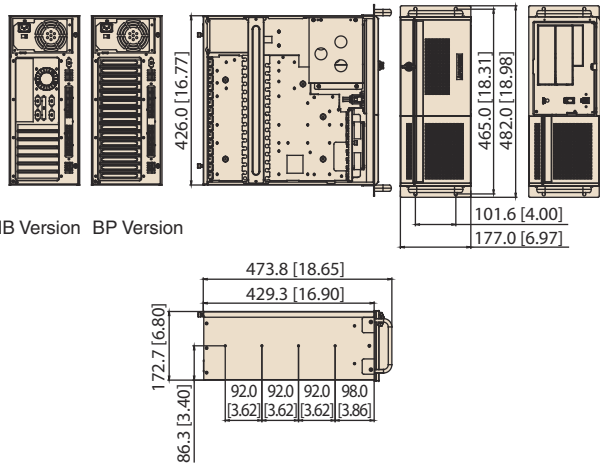
### IPC-619S



## Dimensions

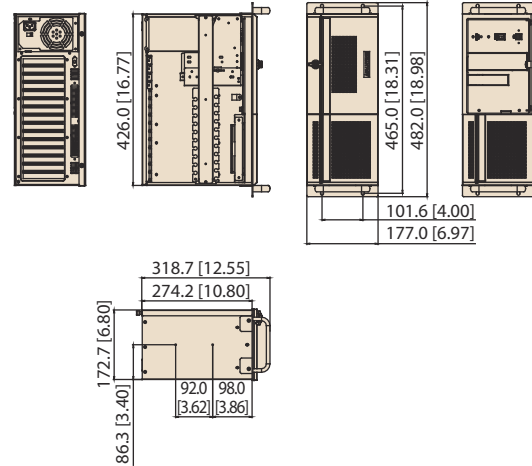
Unit: mm [inch]

### IPC-619



MB Version BP Version

### IPC-619S



## Ordering Information

Model Name	Power Supply
<b>IPC-619</b>	
<b>Backplane Version</b>	
IPC-619BP-00XE	Without power supply, with ATX switch
<b>Motherboard Version</b>	
IPC-619MB-00XE	Without power supply, with ATX switch
<b>IPC-619S</b>	
IPC-619SBP-00XE	Without power supply, with ATX switch

## Optional Accessories

Part Name	Description
1990001298	Door filter 150 x 68 mm
1990001299	Fan filter 95 x 130 mm
1750002121	Fan 120 x 120 x 25 mm
IDT-3120E	Mobile rack for converting a 3.5" drive bay to dual 2.5" SATA HDD trays
IDT-5230E	Mobile rack for converting dual 5.25" drive bays to three 3.5" SAS/SATA HDD trays

## Power Supply Options

(For detailed power supply specs, please refer to Chapter 6)

Part Name	Specifications	
	Watt	Input
PS-250ATX-ZE (ATX, PFC)	250 W	AC 115/230V (selectable)
PS8-300ATX-ZBE (ATX, PFC)	300 W	AC 100 ~ 240V (full-range)
PS8-400ATX-ZE (ATX, PFC)	400 W	AC 100 ~ 240V (full-range)

## Half-size Backplane Options

Part Name	Slot	CPU Card
PCI-7110P3S6-00A1E	1 CPU, 3 PCI, 6 ISA	PCI-7020, PCI-7030, PCI-7031
PCA-6108P8-0A2E	1 CPU, 7 PCI	PCI-7020, PCI-7030, PCI-7031
PCA-6108E-0C2E	1 CPU, 7 ISA	PCA-6742, PCA-6743, PCA-6781