

Contact insert - HC-HS 2-D7-ESTS - 1586277


Please be informed that the data shown in this PDF Document is generated from our Online Catalog. Please find the complete data in the user's documentation. Our General Terms of Use for Downloads are valid (<http://download.phoenixcontact.com>)



HEAVYCON male insert, HS2 series, 2+PE-pos., axial screw connection



Key commercial data

Packing unit	1 PCE
Minimum order quantity	10 PCE
GTIN	 4 046356 410229
Custom tariff number	85366990
Country of origin	GERMANY

Technical data

General data

Note	For housing HC-D7
Connection method	Axial screw connection
Tightening torque	1.8 Nm
Ambient temperature (operation)	-40 °C ... 125 °C (including heating up of contacts)
Pollution degree	3
Surge voltage category	III
Constructional and testing regulations	DIN VDE 0627/86
Constructional and testing regulations	DIN VDE 0110/02.79
Constructional and testing regulations	DIN VDE 0110-1/04.97
Constructional and testing regulations	IEC 60664-1, DIN IEC 60512
Constructional and testing regulations	IEC 60352
Number of positions	2+PE
Insertion/withdrawal cycles	≥ 500

Contact insert - HC-HS 2-D7-ESTS - 1586277

Technical data

General data

Design	D7
Conductor cross section	4 mm ² ... 10 mm ²
Connection cross section AWG	10 ... 8
Stripping length of the individual wire	8 mm +1
Assembly instructions	<p>-The axial screw connection must be established using a 2 mm Allen wrench.</p> <p>-Use only stranded wires for axial screw connection.</p> <p>-Plug-in connections may only be operated only when there is no load/voltage.</p>
Connection	<p>Note regarding axial connection technology: Only for stranded wires. The specified conductor cross sections refer to the geometric cross section of the cable used. Use of cables with a geometric cross section very different from the cable's nominal cross section should be checked before use. The wiring space of the axial screw method is established for fine strand cables in accordance with VDE 0295 Class 5. Deviating cable structures (e.g., Class 6 cables) should be checked before use.</p> <p>Assembly instructions Before assembly, ensure that the tapered screw is turned back all the way (chamber is open). The cables must not be twisted. The wires should be inserted as far as they will go into the contact chamber (until the insulation touches the contact). Hold the wires in position and use the socket wrench to tighten. The used wire end should be cut off before connecting again. The connection screw may only be retightened once to prevent the litz wires from breaking. To prevent damage to the contact, the wire/cable should be mechanically intercepted at an appropriate distance from the connection point (e.g., by using a plate cutout). DIN VDE 0100-520:2003-06 contains information on how to do this correctly. When not using PE contacts: set the PE contact as far as possible in a clockwise direction.</p>

Material data

Inflammability class according to UL 94	V0
Contact material	Copper alloy
Contact surface material	Ag
Contact carrier material	PC

Electrical characteristics

Rated voltage (III/3)	400 V
Rated surge voltage	6 kV
Rated current	40 A

Classifications

ETIM

ETIM 3.0	EC000438
----------	----------

Contact insert - HC-HS 2-D7-ESTS - 1586277

Classifications

ETIM

ETIM 4.0	EC000438
ETIM 5.0	EC000438

UNSPSC

UNSPSC 11	39121522
UNSPSC 12.01	39121522
UNSPSC 13.2	39121522
UNSPSC 6.01	30211923
UNSPSC 7.0901	39121522

eCl@ss

eCl@ss 4.0	272607xx
eCl@ss 4.1	27260701
eCl@ss 5.0	27143424
eCl@ss 5.1	27143424
eCl@ss 6.0	27143424
eCl@ss 7.0	27440209

Approvals

Approvals


Approvals

UL Recognized / cUL Recognized / GOST / cULus Recognized

Ex Approvals

Approvals submitted

Approval details

UL Recognized 	
Nominal current IN	28 A

Contact insert - HC-HS 2-D7-ESTS - 1586277

Approvals

Nominal voltage UN	600 V
--------------------	-------

cUL Recognized

Nominal current IN	28 A
Nominal voltage UN	600 V

GOST

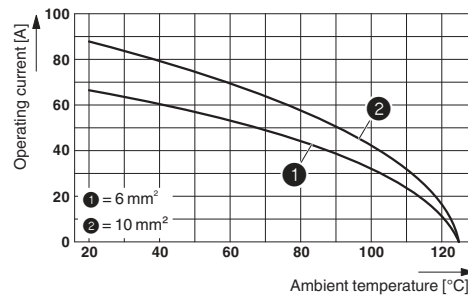
cULus Recognized

Drawings

Schematic diagram



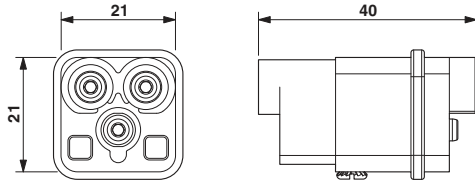
Diagram



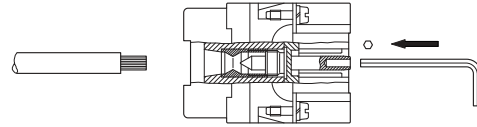
Derating diagram: Series HC-HS2-D7-E...S

Contact insert - HC-HS 2-D7-ESTS - 1586277

Dimensioned drawing



Schematic diagram



Axial connection

Male insert