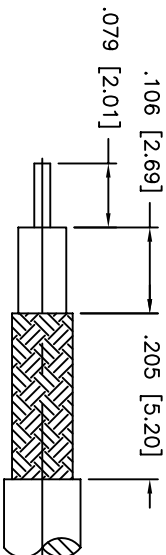
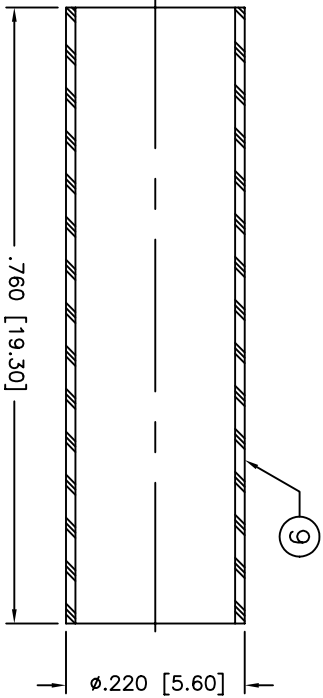
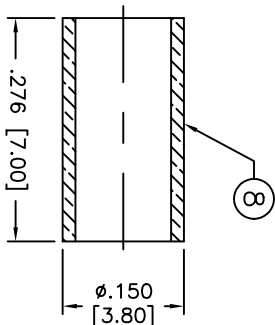
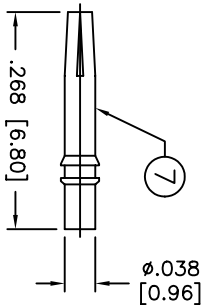
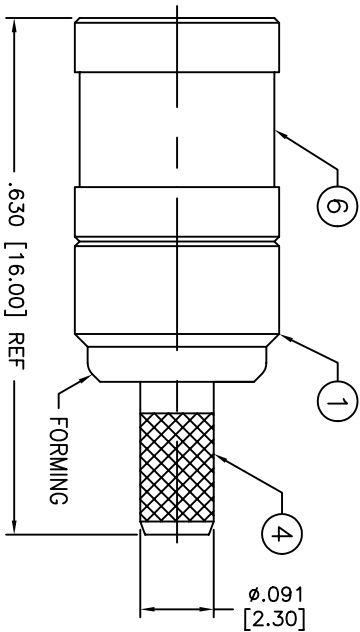


THIS DRAWING CONTAINS INFORMATION PROPRIETARY TO RF INDUSTRIES.
 ANY UNAUTHORIZED USE OF THIS DRAWING IS EXPRESSLY PROHIBITED.
 WITHOUT WRITTEN PERMISSION FROM RF INDUSTRIES.
 ANY VIOLATION IS PUNISHABLE UNDER U.S. COPYRIGHT LAWS.

PART NO. **RSB-200-1-179**

REV	DESCRIPTION	DWN	DATE	APPROVED
-	ENGINEERING RELEASE	CZS	10/24/00	JDMc



RECOMMENDED STRIPPING DIMENSIONS

SPECIFICATIONS:

IMPEDANCE: 75 Ohms
 FOR RG-179

ALL DIMENSIONS ARE REFERENCE ONLY

#	DESCRIPTION	QTY	MATRL	FINISH	APPROVALS	DATE
1	BODY	1	BRASS	GOLD, 3 MICRO	008974	
2	INSULATOR	1	PTFE	----		
3	INSULATOR	1	PTFE	----		
4	FERRULE STUD	1	BRASS	GOLD, 3 MICRO		
5	RETAINING RING	1	Be., Cu.	----		
6	SHELL	1	BRASS	GOLD, 3 MICRO		
7	CONTACT	1	Be., Cu.	GOLD, 30 MICRO		
8	FERRULE	1	COPPER	GOLD, 3 MICRO		
9	TUBBING	1	HEAT SRNK	----		

UNLESS OTHERWISE SPECIFIED:
 1. REMOVE ALL BURRS
 2. BREAK ALL CORNERS & EDGES .005 R. MAX.
 3. CHAMFER 1ST & LAST THREADS 45°
 4. SURFACE ROUGHNESS 63 FINISH MIL-STD-10
 5. DIAMETERS ON COMMON CENTERS TO BE CONCENTRIC WITHIN .002 TIR.
 6. ALL DIMENSIONS ARE AFTER PLATING.

DIMENSIONS ARE IN INCHES AND [MILLIMETERS]
 UNLESS OTHERWISE NOTED TOLERANCES ARE:
 DECIMALS .XXX±.003 [.08]
 .XX±.005 [.13]
 DIAMETER .XXX±.001 [.03]
 .XX±.003 [.08]

RF connectors
 DIVISION OF RF INDUSTRIES, LTD.
 7610 MIRAMAR RD
 SAN DIEGO, CA 92126
 (858) 549-6340
 (858) 549-6345 FAX

MINI SMB CRIMP

75 OHM PLUG

SIZE	CABLE GROUP	DWG NO.	REV
A	N/A	RSB-200-1-179	-
SCALE:	NTS	CAD FILE	OUTLINE
SHEET	1	OF	1