

Base strip - CCA 2,5/ 2-G-5,08 P26THR - 1954919

Please be informed that the data shown in this PDF Document is generated from our Online Catalog. Please find the complete data in the user's documentation. Our General Terms of Use for Downloads are valid (<http://download.phoenixcontact.com>)

Header, Nominal current: 12 A, Rated voltage (III/2): 320 V, Number of positions: 2, Pitch: 5.08 mm, Color: Black, Contact surface: Tin, Assembly: SMD/THT/THR, User information and design recommendations on through hole reflow technology can be found at: <http://www.combicon.com>



The figure shows a 10-position version of the product

Why buy this product

- Standard pin length of 2.6 mm, other pin lengths available on request
- Plug-in direction parallel to the PCB
- Delivery form: box packaging, in bulk for small series
- Use in SMT reflow processes



Key commercial data

Packing unit	1
Minimum order quantity	50
Catalog page	Page 272 (CC-2011)
GTIN	 4 017918 925734
Custom tariff number	85366990
Country of origin	GERMANY

Technical data

Dimensions / positions

Length	12 mm
Pitch	5.08 mm
Dimension a	5.08 mm
Number of positions	2
Pin dimensions	1 x 1 mm
Pin spacing	5.08 mm
Hole diameter	1.6 mm

Technical data

Range of articles	CCA 2,5/..-G
Insulating material group	IIIa

Base strip - CCA 2,5/ 2-G-5,08 P26THR - 1954919

Technical data

Technical data

Rated surge voltage (III/3)	4 kV
Rated surge voltage (III/2)	4 kV
Rated surge voltage (II/2)	4 kV
Rated voltage (III/2)	320 V
Rated voltage (II/2)	400 V
Connection in acc. with standard	EN-VDE
Nominal current I _N	12 A
Nominal voltage U _N	250 V
Maximum load current	12 A (per position)
Insulating material	LCP
Inflammability class according to UL 94	V0
Color	Black
Nominal voltage, UL/CUL Use Group B	250 V
Nominal current, UL/CUL Use Group B	10 A
Nominal voltage, UL/CUL Use Group D	300 V
Nominal current, UL/CUL Use Group D	10 A

Classifications

eClass

eCl@ss 4.0	272607xx
eCl@ss 4.1	27260701
eCl@ss 5.0	27260701
eCl@ss 5.1	27260701
eCl@ss 6.0	27260704
eCl@ss 7.0	27440402

etim

ETIM 3.0	EC001121
ETIM 4.0	EC002637
ETIM 5.0	EC002637

unspsc

UNSPSC 6.01	30211810
UNSPSC 7.0901	39121409
UNSPSC 11	39121409
UNSPSC 12.01	39121409
UNSPSC 13.2	39121409

Approvals

Approvals

Base strip - CCA 2,5/ 2-G-5,08 P26THR - 1954919

Approvals

Approvals

UL Recognized / cUL Recognized / GOST / cULus Recognized

Ex Approvals

Approvals submitted

Approval details

UL Recognized		
	B	D
Nominal current IN	10 A	10 A
Nominal voltage UN	250 V	300 V

cUL Recognized		
	B	D
Nominal current IN	12 A	10 A
Nominal voltage UN	250 V	300 V

GOST		
------	--	--

cULus Recognized		
------------------	--	--

Accessories

Accessories

Marking

Marker cards - SK 5,08/3,8:FORTL.ZAHLEN - 0804293



Marker cards, Card, white, labeled, Horizontal: Consecutive numbers 1 - 10, 11 - 20, etc. up to 91 - (99)100, Mounting type: Adhesive, For terminal block width: 5.08 mm

Base strip - CCA 2,5/ 2-G-5,08 P26THR - 1954919

Accessories

Marker cards - SK 5,08/3,8:UNBEDRUCKT - 0805412



Marker cards, Card, white, Unlabeled, Can be labeled with: Thermomark R, Thermomark X, Thermomark S, Mounting type: Adhesive, For terminal block width: 5.08 mm

Marker pen - B-STIFT - 1051993



Marker pen, for manual labeling of unprinted Zack strips, smear-proof and waterproof, line thickness 0.5 mm

Plug/Adapter

Keying star - CR-MSTB - 1734401



Coding section, inserted into the recess in the header or the inverted plug, red insulating material

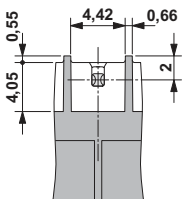
Coding section - CR-MSTB NAT HT - 1954362



HT keying section, prior to the reflow soldering process it is inserted into the recess on the header, made from high-temperature-resistant beige insulation material

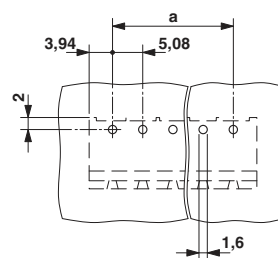
Drawings

Dimensioned drawing



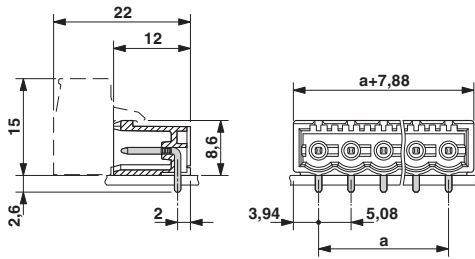
Bottom view, free space for solder paste, 0.5 mm deep

Drilling diagram



Base strip - CCA 2,5/ 2-G-5,08 P26THR - 1954919

Dimensioned drawing



© Phoenix Contact 2012 - all rights reserved
<http://www.phoenixcontact.com>