



### Main

Range	ClimaSys
Product name	CU
Product or Component Type	Cooling unit
Mounting type	Side
Type of Installation	Indoor
Product destination	For enclosure
Mounting Mode	By screws
Input voltage	230 V 50/60 Hz
Phase	1 phase
Cooling power	2800 Btu/h 50/60 Hz L35-L35 2320 Btu/h 50/60 Hz L35-L50

### Complementary

Height	30.83 in (783 mm)
Width	13.70 in (348 mm)
Depth	8.46 in (215 mm)
Line Rated Current	2.6 A
Inrush current	10.8 A
Power consumption in W	440 W 50/60 Hz, L35-L35 490 W 50/60 Hz, L35-L50
Energy efficiency ratio	1.9
Control Type	Electronic controller
Temperature setting range	68...122 °F (20...50 °C)
Ambient air temperature for operation	Maximum 122 °F (50 °C) Inside the enclosure 68...115 °F (20...46 °C) Outside the enclosure 68...122 °F (20...50 °C)
Noise level	65 dB
Pressure	362.59 psi (25 bar)
Flow rate	Internal circuit 87178.34 Gal/hr(US) (330 m3/h) 50/60 Hz External circuit 150580.77 Gal/hr(US) (570 m3/h) 50/60 Hz
Net Weight	59.52 lb(US) (27 kg)
Cooling gas type	R134a 0.51 lb(US) (0.23 kg))
Type of filter	Optional external circuit filter
Protection type	Thermal protection T 6 A Short-circuit protection (magnetic)
Material	Stainless steel
Color	Gray RAL 7035)

### Environment

Product Certifications	UL
Standards	DIN 3168
IP degree of protection	IP55 IEC 60529 on the internal circuit) IP34 IEC 60529 on the external circuit)

The information provided in this documentation contains general descriptions and/or technical characteristics of the performance of the products contained herein. This documentation is not intended as a substitute for and is not to be used for determining suitability or reliability of these products for specific user applications. It is the duty of any such user or integrator to perform the appropriate and complete risk analysis, evaluation and testing of the products with respect to the relevant specific application or use thereof. Neither Schneider Electric Industries SAS nor any of its affiliates or subsidiaries shall be responsible or liable for misuse of the information contained herein.





## Ordering and shipping details

Category	80036-ENCLOSURE SYSTEMS ACCESSORIES
Discount Schedule	ES1
GTIN	3606480653599
Nbr. of units in pkg.	1
Package weight(Lbs)	59.52 lb(US) (27.0 kg)
Returnability	No

## Packing Units

Unit Type of Package 1	PCE
Package 1 Height	8.35 in (21.2 cm)
Package 1 width	13.70 in (34.8 cm)
Package 1 Length	30.83 in (78.3 cm)
Unit Type of Package 2	P12
Number of Units in Package 2	6
Package 2 Weight	434.31 lb(US) (197.0 kg)
Package 2 Height	40.16 in (102.0 cm)
Package 2 width	31.50 in (80.0 cm)
Package 2 Length	47.24 in (120.0 cm)

## Offer Sustainability

REACH Regulation	 <a href="#">REACH Declaration</a>
REACH free of SVHC	Yes
EU RoHS Directive	Compliant  <a href="#">EU RoHS Declaration</a>
Toxic heavy metal free	Yes
Mercury free	Yes
RoHS exemption information	 <a href="#">Yes</a>
China RoHS Regulation	 <a href="#">China RoHS Declaration</a>
WEEE	The product must be disposed on European Union markets following specific waste collection and never end up in rubbish bins.