



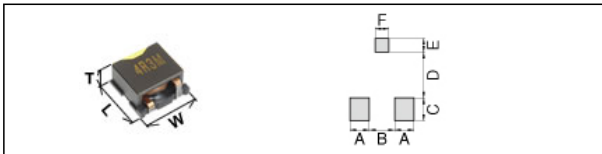


VLM10555T-R70M120-3

Applications		Commercial Grade
Feature		Wire Wound
		Magnetic Shield
		Ferrite Core
Series	VLM Series / VLM10555-3 Type	
Status	PROD	



Size	
Length(L)	10.30mm +0.20mm
Width(W)	10.60mm +/-0.20mm
Thickness(T)	5.40mm +/-0.20mm
Recommended Land Pattern (A)	2.60mm Nom.
Recommended Land Pattern (B)	3.40mm Nom.
Recommended Land Pattern (C)	3.00mm Nom.
Recommended Land Pattern (D)	6.10mm Nom.
Recommended Land Pattern (E)	1.90mm Nom.
Recommended Land Pattern (F)	1.80mm Nom.

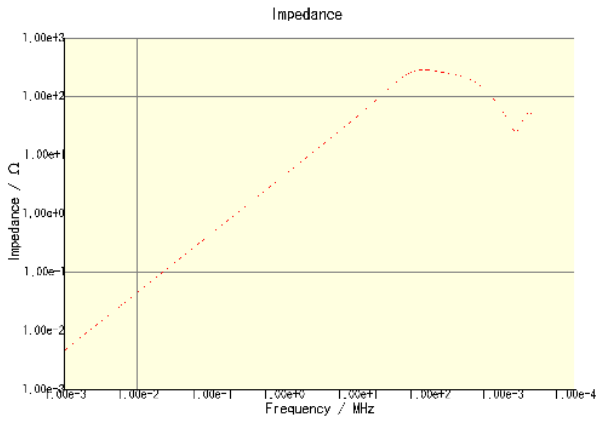
Electrical Characteristics	
Inductance	700nH +/-20% at 100kHz
Rated Current (L Change) [Max.]	26A (25% Down)
Rated Current (Temperature Rise) [Typ.]	12A (40degC Rise)
Rated Current (Temperature Rise) [Max.]	
DC Resistance [Nom.]	2.1mΩ
DC Resistance [Max.]	2.5mΩ

Other	
Operating Temp. Range (Including Self-Temp. Rise)	-40 to 125degC
Soldering Method	Reflow, Iron Soldering
AEC Q200	No
Packing	Blister (Plastic)Taping [330mm Reel]
Package Quantity	500Pcs Min.
Weight	1.7g

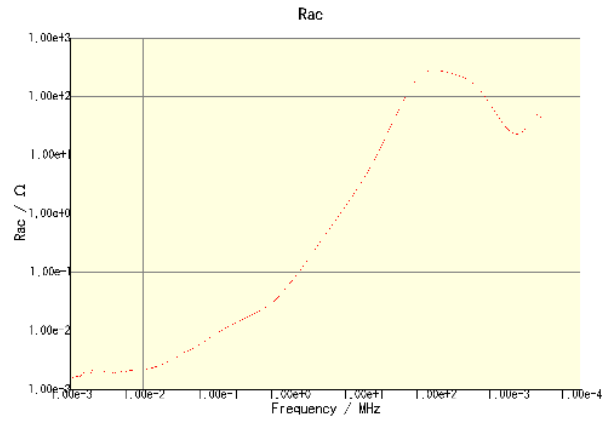
•This PDF document was created based on the data listed on the TDK Corporation website.
 •All specifications are subject to change without notice.

VLM10555T-R70M120-3

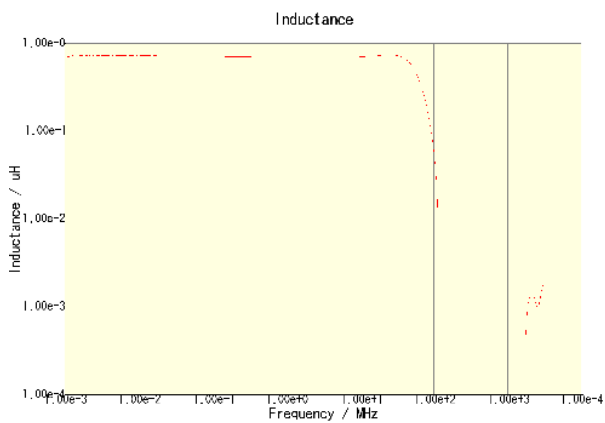
Characteristic Graphs (This is reference data, and does not guarantee the product's characteristics.)



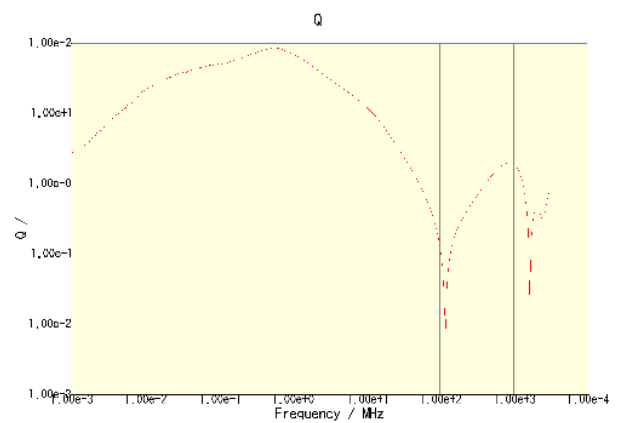
VLM10555T-R70M120-3



VLM10555T-R70M120-3



VLM10555T-R70M120-3

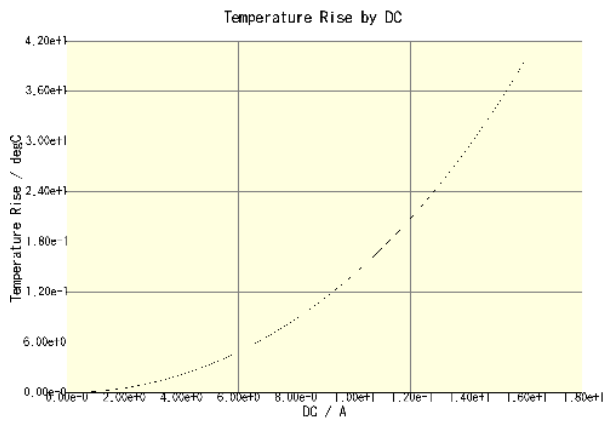

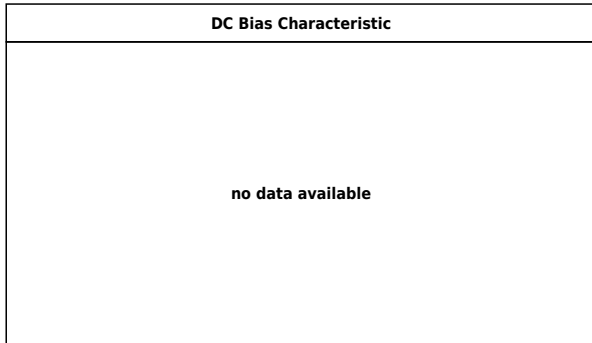


VLM10555T-R70M120-3

•This PDF document was created based on the data listed on the TDK Corporation website.
 •All specifications are subject to change without notice.

VLM10555T-R70M120-3

Characteristic Graphs (This is reference data, and does not guarantee the product's characteristics.)



VLM10555T-R70M120-3(Amb. Temp. = 20degc)

- This PDF document was created based on the data listed on the TDK Corporation website.
- All specifications are subject to change without notice.