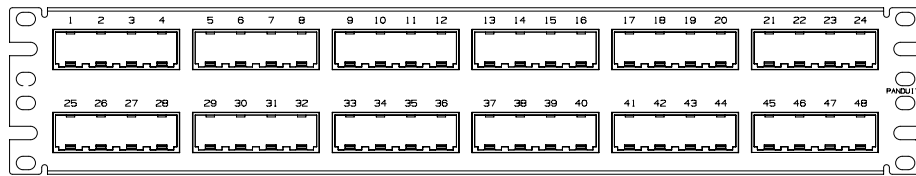
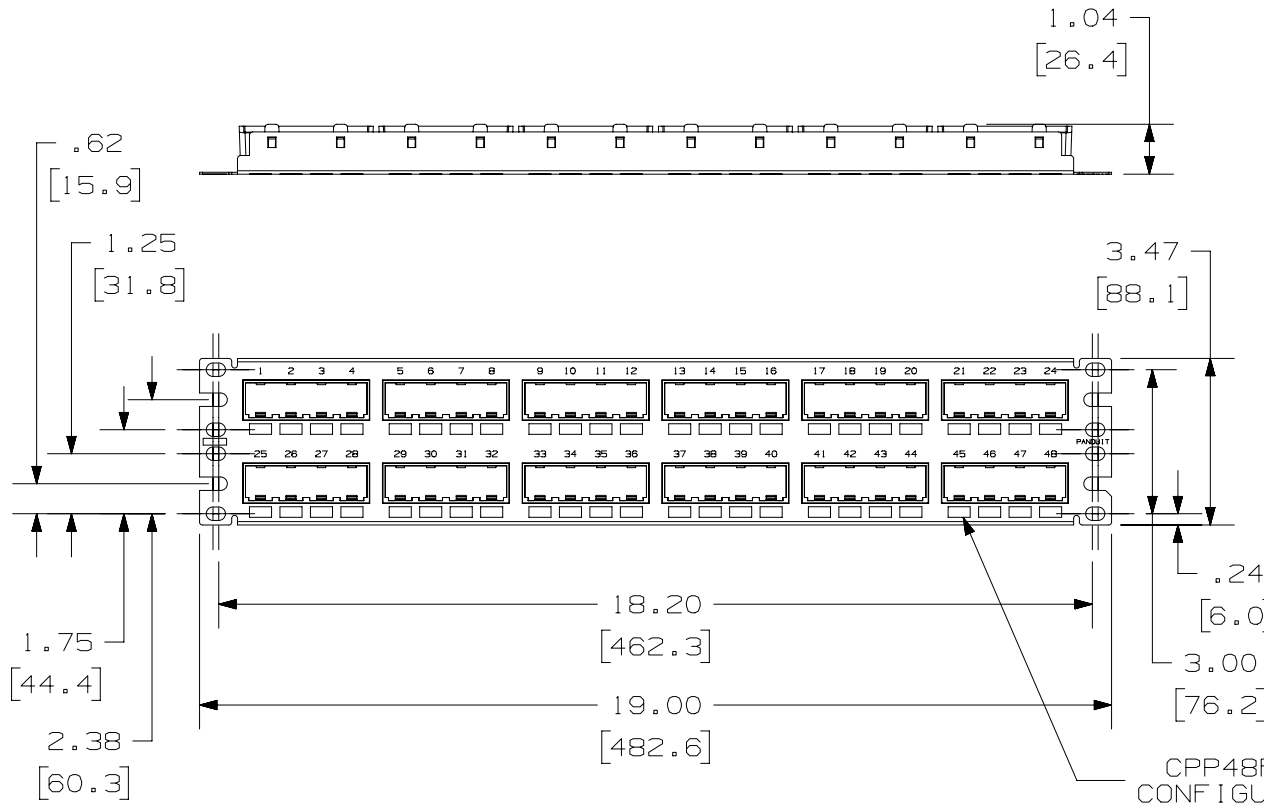


THIS COPY IS PROVIDED ON A RESTRICTED BASIS AND IS NOT TO BE USED IN ANY WAY DETRIMENTAL TO THE INTERESTS OF PANDUIT CORP.

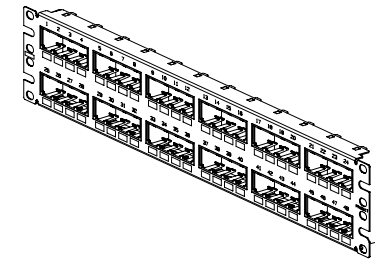


CPP48FMWWH CONFIGURATION  
NOTE: NO RECTANGULAR BOXES

PANDUIT P/N	WEIGHT
CPP48FMWBLY CPP48FMWWH	11.2 LB/10 PCS (5087.2 g/10 PCS)

NOTES:

- SEE CURRENT CATALOG FOR VARIOUS APPLICATIONS WITH THIS WIRING SYSTEM.
- THE FLUSH MOUNT PATCH PANEL IS DESIGNED FOR MOUNTING TO 19" UNIVERSAL RACKS.
- PACKAGE CONTENTS:
  - (1) -48 PORT STAMPING
  - (6) -8 POSITION FACEPLATE (ASSEMBLED TO PANEL)
  - (1) -SCREW KIT (INCLUDES FOUR #12-24 SCREWS)
  - (1) -SCREW KIT (INCLUDES FOUR M6 SCREWS)
- DIMENSIONS IN [ ] ARE IN METRIC.
- CPP48FMWBLY FABRICATED PARTS ARE BLACK.  
CPP48FMWWH FABRICATED PARTS ARE WHITE.



CPP48FMWBLY  
CONFIGURATION

PART NUMBER <b>CPP48FMWBLY/CPP48FMWWH</b>		<b>PANDUIT</b>						
TITLE <b>MINI-COM 48 PORT FLUSH MOUNT MODULAR PATCH PANEL</b>								
CUSTOMER DRAWING								
ITEM REVISION NAME <b>M02479CV/01</b>		MATERIAL: <b>PANEL: 20 GAGE C.R.S. FACEPLATE: ABS</b>						
DATASET FILE NAME <b>M02479CV_DC75/00C</b>								
UNLESS OTHERWISE SPECIFIED, DIMENSIONAL TOLERANCES ARE: IN [ mm ] .X ± .XX ± .03 [ .8 ]      .XXX ± .010 [ .3 ] ANGLES ±								
THIRD ANGLE PROJECTION								
DRAWN BY <b>JSP</b>	DATE <b>3-11-06</b>	CHK <b>MJD</b>	SCALE <b>NONE</b>	DRAWING NUMBER: <b>02479-075</b>				
REV	DATE	BY	CHK	APR	DESCRIPTION	ECN	SHT 1 OF 1	SIZE <b>A</b>

REV	DATE	BY	CHK	APR	DESCRIPTION	ECN
2	10/4/17	BAME	KRKE	MMR	ADDED P/N CPP48FMWWH	02479-075
1	5/7/14	JSP	REFR	MMR	A. REVISED DRAWING TITLE BLOCK.	02479-075
R	3-11-06	JSP	MJD	MJD	RELEASED TO PRODUCTION	02479-075

D10100DA/14