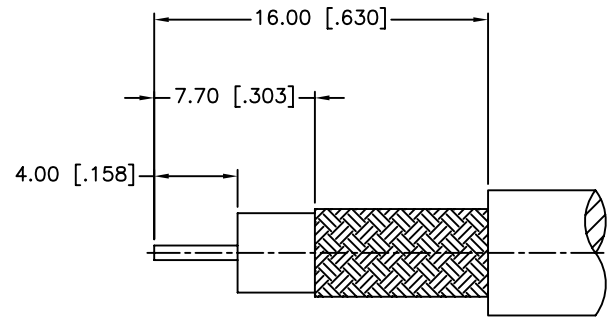
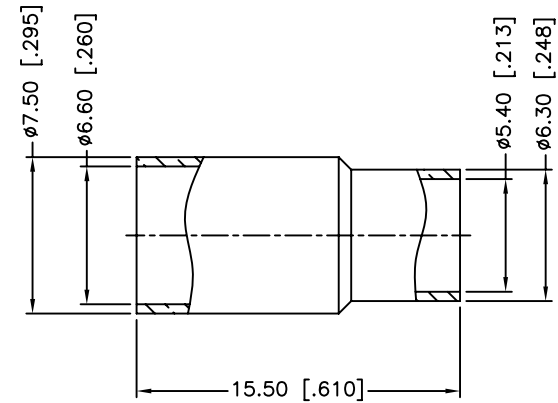
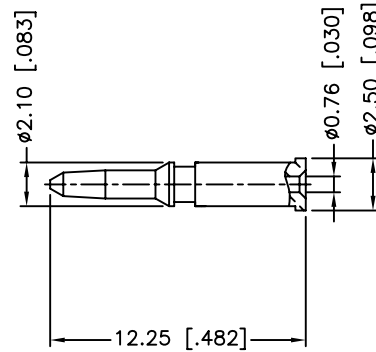
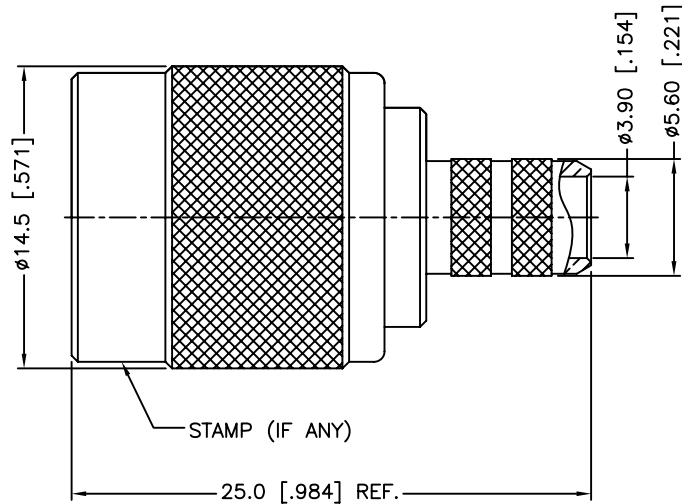


REV.	DATE	ECR NO.	DESCRIPTION
A	06/20/12	2309	UPDATE DRAWING FORMAT



RECOMMENDED  
CABLE STRIPPING DIM'S



1. IMPEDANCE: 50 OHM
2. FREQUENCY RANGE: DC 0-11 GHz
3. DIELECTRIC WITHSTANDING VOLTAGE: 1500 VRMS, MIN.
4. DURABILITY: 500 CYCLES MIN.
5. TEMPERATURE RANGE: -65°C to +165°C
6. CRIMPED FERRULE  
HEX CRIMP SIZE .255"
7. CRIMPED CONTACT PIN  
HEX CRIMP SIZE .068"

9	FERRULE	BRASS	NICKEL	1
8	CONTACT PIN	BRASS	GOLD	1
7	WASHER	BRASS	NICKEL	1
6	RING	DELTRIN	NATURAL	1
5	RETAINER RING	BRASS	NICKEL	1
4	GASKET	RUBBER	RED	1
3	INSULATOR	DELTRIN	NATURAL	1
2	BODY	BRASS	NICKEL	1
1	SHELL	BRASS	NICKEL	1
	DESCRIPTION	MATERIAL	FINISH	QTY

UNLESS OTHERWISE SPECIFIED DIMENSIONS ARE IN MILLIMETERS. DIMENSIONS IN [ ] ARE IN INCHES AND FOR CUSTOMER REFERENCE ONLY.

UNLESS OTHERWISE SPECIFIED TOLERANCES FOR MILLIMETERS ARE:  
0.5 - 8mm ± 0.20mm  
8 - 30mm ± 0.40mm  
30 - 120mm ± 0.50mm

UNLESS OTHERWISE SPECIFIED TOLERANCES FOR INCHES ARE:  
.020 - .315 = ± 0.007"  
.315 - 1.180 = ± 0.015"  
1.180 - 4.724 = ± 0.020"

DO NOT SCALE DRAWING

APPROVALS		DATE
DRAWN	M.ZHANG	06/20/12
CHECKED		
ISSUED		
SHEET	1 OF 1	
CAD FILE	C:/CONNEX/122114.DWG	

# Amphenol Connex

PART DESCRIPTION			
TNC CRIMP PLUG - 50 OHMS (FOR RG-59/U PLENUM, BELDEN 88241 CABLE)			
PART NO.			
122114			
DWG. NO.	122114.DWG	REV.	A
SIZE	A	SCALE	NA