



20 dB Fixed Attenuator, 2.92mm Male to 2.92mm Female Directional Black Anodized Aluminum Heatsink Body Rated to 10 Watts Up to 40 GHz

RF Fixed Attenuators Technical Data Sheet

PE7AP402-20

Features

- Directional
- DC to 40 GHz Frequency Range
- Attenuation 20±1.75 dB
- Max Power 10 Watts (CW)
- VSWR < 1.4:1

Applications

- Instrumentation
- Precision measurements
- Prototyping and characterization
- Production systems

Description

Pasternack carries a wide range of fixed attenuators with a broad selection of attenuation levels, frequency ranges, and power dissipation ranges. RF microwave attenuators (also known as RF pads) lower the amplitude of a signal (attenuate) a known amount and can be used in a wide variety of applications. These attenuator pads are used when a signal needs to be reduced to protect measurement equipment or other circuitry, to extend the range of power meters and amplifiers, and to impedance match circuits by reducing the VSWR seen by adjacent components. RF attenuators can prevent signal overload in amplifiers, receivers and detectors, adjusting the signal level to a range that is optimal.

Few RF components are as commonly used as fixed coaxial attenuators, and Pasternack carries one of the largest in-stock varieties and ships them same day. The 20 dB Fixed Attenuator PE7AP402-20 is rated to 10 Watts and operates from DC to 40 GHz. The versatile coaxial package uses 2.92mm male to 2.92mm female connectors and is also REACH and RoHS compliant. The Black Anodized Aluminum Heatsink body allows for efficient heat dissipation under high power usage conditions.

Electrical Specifications

Description	Minimum	Typical	Maximum	Units
Frequency Range	DC		40	GHz
Impedance		50		Ohms
Nominal Attenuation		20		dB
VSWR			1.4:1	
Input Power, CW rated at +25°C, derated linearly to 0W at +125°C			10	Watts
Input Power, Peak 5µs pulse, 1.25% duty cycle			200	Watts

Click the following link (or enter part number in "SEARCH" on website) to obtain additional part information including price, inventory and certifications: [20 dB Fixed Attenuator, 2.92mm Male to 2.92mm Female Directional Black Anodized Aluminum Heatsink Body Rated to 10 Watts Up to 40 GHz PE7AP402-20](#)



20 dB Fixed Attenuator, 2.92mm Male to 2.92mm
Female Directional Black Anodized Aluminum
Heatsink Body Rated to 10 Watts Up to 40 GHz

RF Fixed Attenuators Technical Data Sheet

PE7AP402-20

Specifications by Frequency

Description	F1	F2	F3	F4	F5	Units
Range	DC to 18	18 to 40				GHz
VSWR, Max	1.25:1	1.4:1				
Attenuation Accuracy, Typ	1	1.75				dB

Electrical Specification Notes:
Values at +25°C, sea level.

Mechanical Specifications

Size

Length	2.14 in [54.36 mm]
Width/Diameter	1.5 in [38.1 mm]
Weight	0.157 lbs [71.21 g]
Body Material and Plating	Black Anodized Aluminum Heatsink

Configuration

Design	Fixed, Directional
Package Style	Connectorized Module

Connectors

Description	Connector 1	Connector 2
Type	2.92mm Male	2.92mm Female
Connector Specification	MIL-STD-348A	MIL-STD-348A
Body Material and Plating	Black Anodized Aluminum	Black Anodized Aluminum

Environmental Specifications

Temperature

Operating Range	-55 to +125 deg C
-----------------	-------------------

Compliance Certifications (see [product page](#) for current document)

Plotted and Other Data

Notes:

Click the following link (or enter part number in "SEARCH" on website) to obtain additional part information including price, inventory and certifications: [20 dB Fixed Attenuator, 2.92mm Male to 2.92mm Female Directional Black Anodized Aluminum Heatsink Body Rated to 10 Watts Up to 40 GHz PE7AP402-20](#)



20 dB Fixed Attenuator, 2.92mm Male to 2.92mm
Female Directional Black Anodized Aluminum
Heatsink Body Rated to 10 Watts Up to 40 GHz

RF Fixed Attenuators Technical Data Sheet

PE7AP402-20

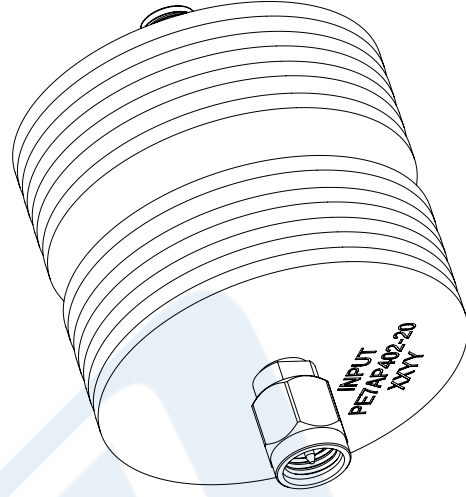
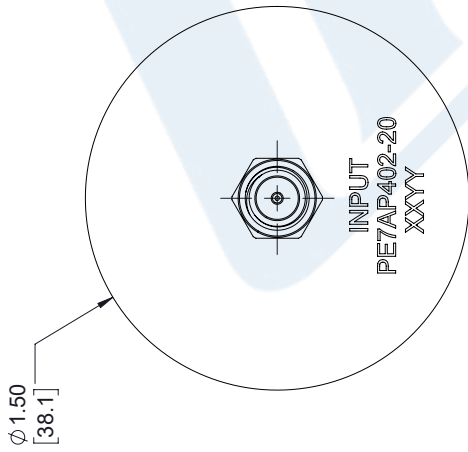
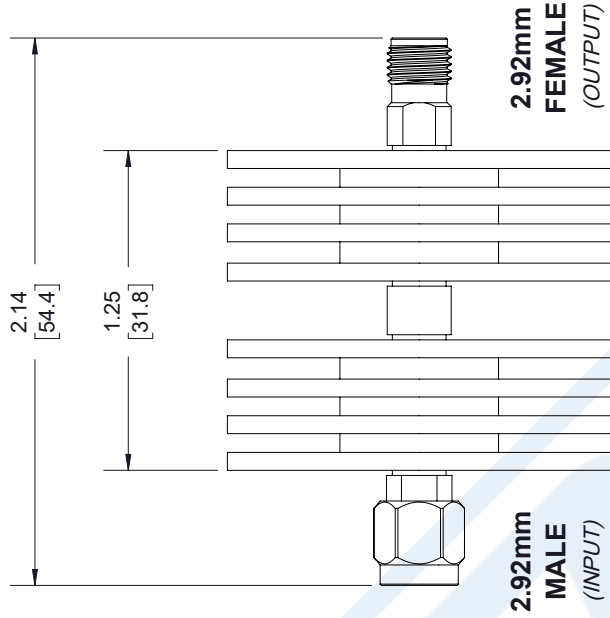
20 dB Fixed Attenuator, 2.92mm Male to 2.92mm Female Directional Black Anodized Aluminum Heatsink Body Rated to 10 Watts Up to 40 GHz from Pasternack Enterprises has same day shipment for domestic and International orders. Our RF, microwave and millimeter wave products maintain a 99.4% availability and are part of the broadest selection in the industry.

Click the following link (or enter part number in "SEARCH" on website) to obtain additional part information including price, inventory and certifications: [20 dB Fixed Attenuator, 2.92mm Male to 2.92mm Female Directional Black Anodized Aluminum Heatsink Body Rated to 10 Watts Up to 40 GHz PE7AP402-20](https://www.pasternack.com/20db-fixed-2.92mm-male-2.92mm-female-10-watts-attenuator-pe7ap402-20-p.aspx)

URL: <https://www.pasternack.com/20db-fixed-2.92mm-male-2.92mm-female-10-watts-attenuator-pe7ap402-20-p.aspx>

PE7AP402-20 CAD Drawing

20 dB Fixed Attenuator, 2.92mm Male to 2.92mm Female Directional Black Anodized Aluminum Heatsink Body Rated to 10 Watts Up to 40 GHz



STANDARD TOLERANCES

.X ±0.2
.XX ±0.01
.XXX ±0.005

*STANDARD TOLERANCES APPLY ONLY TO DIMENSIONS IN INCHES



Pasternack Enterprises, Inc.
P.O. Box 16759 | Irvine | CA | 92623
Phone: (949) 261-1920 | Fax: (949) 261-7451
Website: www.pasternack.com | E-Mail: sales@pasternack.com

DWG TITLE

PE7AP402-20

NOTES:
1. UNLESS OTHERWISE SPECIFIED ALL DIMENSIONS ARE NOMINAL.
2. ALL SPECIFICATIONS ARE SUBJECT TO CHANGE WITHOUT NOTICE AT ANY TIME.
3. DIMENSIONS ARE IN INCHES [mm].

CAGE CODE 53919

CAD FILE 06/12/18

SCALE N/A

SIZE A

7361