

2.90 [0.114]	
.50 [0.020]	
6.35 [0.250]	
3.83 [0.151]	
8.89 [0.350]	
13.97 [0.550]	
10.91 [0.430]	
18.50 [0.728]	
15.49 [0.610]	
2.54 [0.100]	



**NOTES:**

**MATERIALS:**

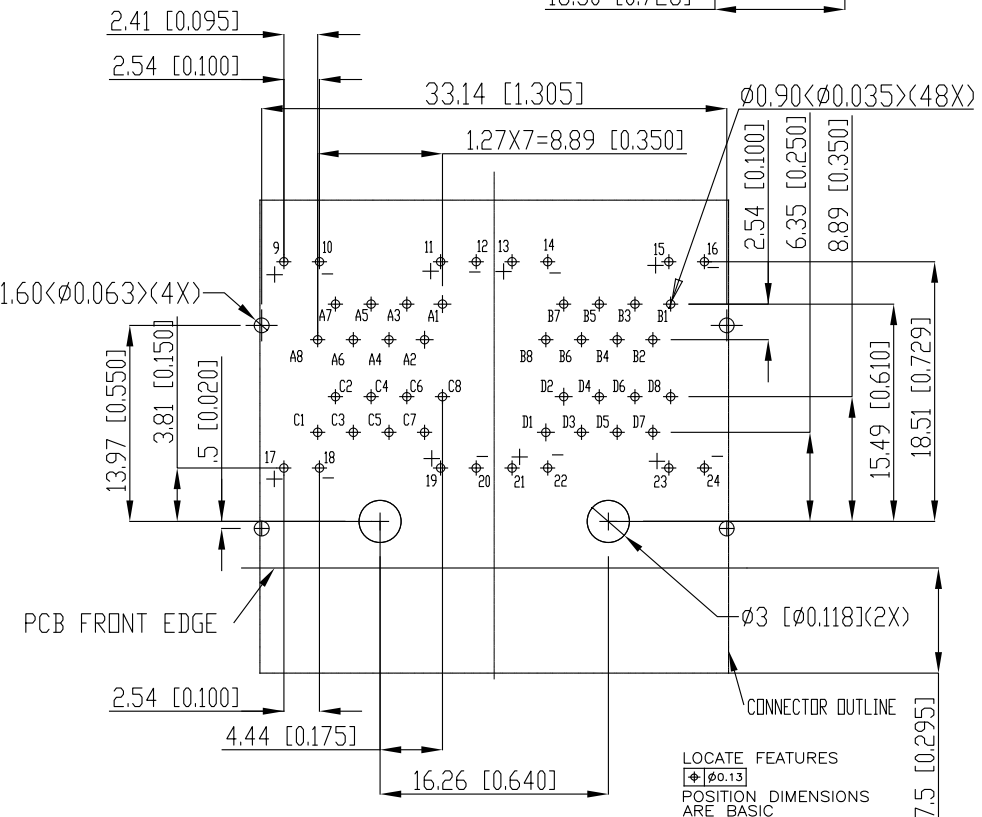
- CONTACTS: PHOSPHOR BRONZE, SELECTIVE GOLD PLATING FOR MATING AREAS, SEE AMPHENOL PART NUMBER FOR DETAILS 50u" MIN. NICKEL OVERALL.
- HOUSING: HIGH TEMPERATURE THERMOPLASTIC. COLOR BLACK, FLAMMABILITY RATING UL 94V-0
- SHIELD: STAINLESS STEEL, WITH TIN DIPPED PCB TAILS
- PCB: FR-4.

**ELECTRICAL:**

- VOLTAGE RATING: 125 VAC.
- CURRENT RATING: 1.25 AMP.
- INSULATING RESISTANCE: 500 MEGOHMS MINIMUM.
- DIELECTRIC STRENGTH: 1000 VAC 60HZ, 1 MINIMUM.
- CATEGORY 5e CHARACTERISTIC:

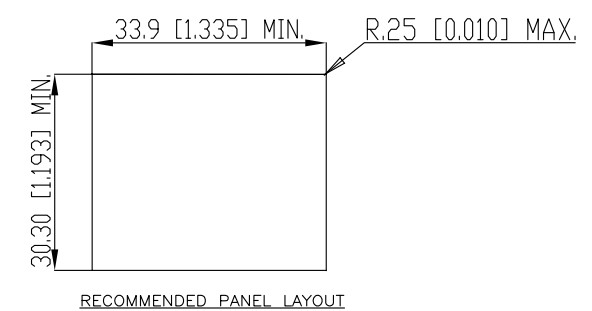
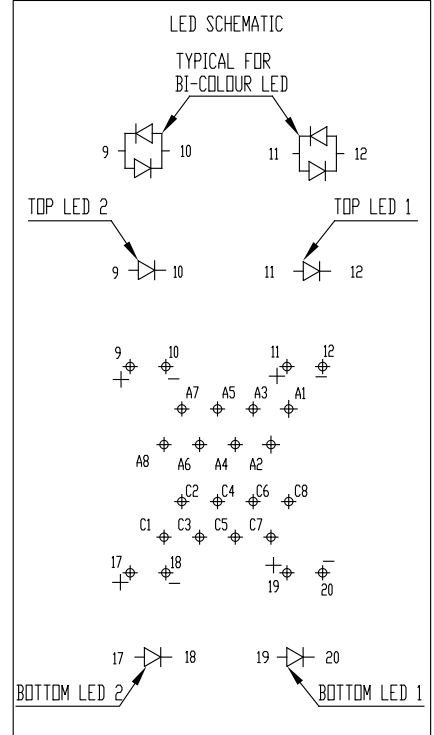
FREQUENCY	NEAR-END CROSSTALK	RETURN LOSS	INSERTION LOSS
MHz	dB, MIN.	dB, MIN.	dB, MAX.
1.0	65	30	0.1
4.0	65	30	0.1
8.0	64.9	30	0.1
10.0	63	30	0.1
16.0	58.9	30	0.2
20.0	57	30	0.2
25.0	55	30	0.2
31.25	53.1	30	0.2
62.5	47.1	24.1	0.3
100.0	43	20	0.4

RECOMMENDED SOLDER PROCESS: WAVE SOLDER, PEAK TEMPERATURE 260°C FOR 5 SECONDS MAXIMUM.



RECOMMENDED P.C.B LAYOUT COMPONENT SIDE OF BOARD TOLERANCE: +/-0.05[.002]

LOCATE FEATURES  
 $\phi \pm 0.13$   
 POSITION DIMENSIONS ARE BASIC



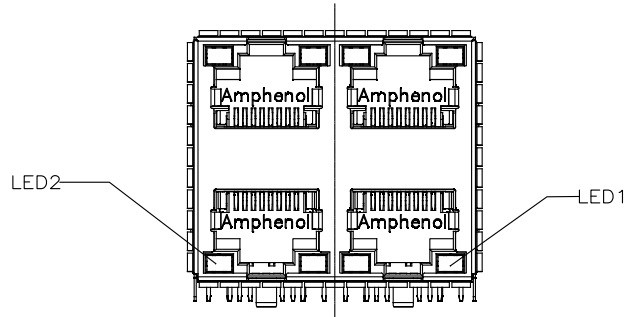
UNLESS SPECIFIED OTHERWISE	DRAWN JACK.GUO	DEC24/18
PRIMARY UNITS MILLIMETERS	CHECKED L.CHAN	DEC24/18
SECONDARY INCHS	M.E. APP'D	
REFERENCE IN PARENTHESES	Q.A. APP'D	
	DWG APP'D A.GREEN	DEC24/18
	ENG. REL. NO.	
	REF.	
1 DECIMAL PLACE ±0.38		
2 DECIMAL PLACES ±0.25		
3 DECIMAL PLACES		
ANGULAR DEGREES		
	THIRD ANGLE PROJECTION	DO NOT SCALE DRAWING

**Amphenol Canada Corp.**  
 Commercial Products

STACKABLE MODULAR JACK, 2X2 PORT, CAT5e, 8 POSITON, 8 CONTACTS, WITH LEDs, SHIELDED WITH EMI SPRINGS, TRAY PACKING-RoHS COMPLIANT

DWG NO. **P-RJE4W-488-7XX1** REV **C**

CODE ID NO. 03945 DWG SIZE SCALE SHEET 1 OF 1



TYPICAL FOR SINGLE & MULTI-PORT

AMPHENOL PART NUMBER: R J E 4 W 4 8 8 7 X X 1

LED OPTION (SEE TABLE 2)

GOLD PLATING OPTION

- 1: GOLD FLASH
- 2: 15u" MIN. GOLD PLATING
- 3: 30u" MIN. GOLD PLATING
- 4: 50u" MIN. GOLD PLATING

TABLE 2

PART NUMBER R J E 4 W 4 8 8 7 X X 1

LED COLOR CODE

CODE	LED 2 (LEFT)	LED 1 (RIGHT)	CODE	LED 2 (LEFT)	LED 1 (RIGHT)	CODE	LED 2 (LEFT)	LED 1 (RIGHT)
0	BLOCKED	BLOCKED	9	GREEN	BLOCKED	J	BiC RD/GR	YELLOW
1	YELLOW	GREEN	A	BiC GR/YE	BiC GR/YE	K	YELLOW	BiC GR/OR
2	BLOCKED	GREEN	B	BiC RD/GR	BiC RD/GR	L	BiC GR/YE	RED
3	YELLOW	BLOCKED	C	BiC RD/GR	BiC GR/YE	M	RED	YELLOW
4	GREEN	YELLOW	D	GREEN	BiC GR/YE	N	BiC GR/RD	BiC GR/YE
5	GREEN	GREEN	E	YELLOW	BiC GR/YE	P	GREEN	BiC RD/GR
6	YELLOW	YELLOW	F	BiC GR/YE	YELLOW	R	BiC GR/OR	GREEN
7	RED	GREEN	G	BiC GR/OR	BiC GR/OR	T	RED	RED
8	GREEN	RED	H	BiC GR/YE	GREEN	V	BiC RD/GR	GREEN

REVISIONS			
REV	DESCRIPTION, ECN, EAR NO.	DATE	APP'D
A	PROPOSAL	DEC.24/2018	L.CHAN
B	UPDATE THE LED OPTION	DEC.29/2018	L.CHAN
C	CHANGE LED TO TWO PINS	DEC.19/2019	L.CHAN

**LED SPECIFICATIONS:**  
 FORWARD VOLTAGE: 2.1 VOLTS TYP.  
 REVERSE VOLTAGE: 5.0 VOLTS MIN.  
 LUMINOUS INTENSITY: 0.6 mCd MIN.  
 (AT If=2mA)  
 STORAGE TEMPERATURE: -40° TO 85° C  
 PLATING ON TAILS: TIN OR TIN/COPPER  
 ALLOY OVER SILVER

**LEGEND**  
 BiC=BI-COLOR LED  
 LOWC=LOW CURRENT LED  
 YE=YELLOW  
 GR=GREEN  
 RD=RED  
 OR=ORANGE

PRIMARY COLOR FOR BI-COLOR  
 LEDS IN STANDARD ANODE/  
 CATHODE CONFIGURATION IS:  
 RED-GREEN= RED  
 RED-YELLOW= RED  
 GREEN-YELLOW= GREEN  
 GREEN-ORANGE= GREEN

**NOTE:**  
 THE TWO DIGITS PRECEDING THE  
 ADDITIONAL LED CODE MUST BE  
 USED IN THE PART NUMBER, WHEN  
 ORDERING ANY OF THE ADDITIONAL  
 LED OPTIONS.

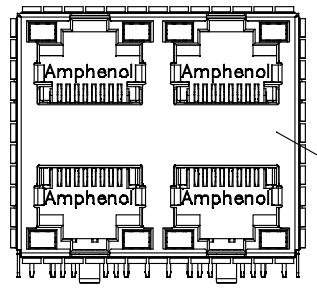
UNLESS SPECIFIED OTHERWISE	DRAWN JACK.GUO	DEC24/18
PRIMARY UNITS MILLIMETERS	CHECKED L.CHAN	DEC24/18
SECONDARY INCHS	M.E. APP'D	
REFERENCE IN PARENTHESES	Q.A. APP'D	
1 DECIMAL PLACE ±0.38	DWG APP'D A.GREEN	DEC24/18
2 DECIMAL PLACES ±0.25	ENG. REL. NO.	
3 DECIMAL PLACES	REF.	
ANGULAR DEGREES	THIRD ANGLE PROJECTION	DO NOT SCALE DRAWING

Amphenol Canada Corp.  
Commercial Products

STACKABLE MODULAR JACK, 2X2 PORT,  
CAT5e, 8 POSITION, 8 CONTACTS, WITH  
LEDs, SHIELDED WITH EMI SPRINGS,  
TRAY PACKING-RoHS COMPLIANT

DWG NO.	P-RJE4W-488-7XX1	REV	C
CODE ID NO. 03945	DWG SIZE	SCALE	SHEET 2 OF 3

REVISIONS			
REV	DESCRIPTION, ECN, EAR NO.	DATE	APP'D
A	PROPOSAL	DEC.24/2018	L.CHAN
B	UPDATE THE LED OPTION	DEC.29/2018	L.CHAN
C	CHANGE LED TO TWO PINS	DEC.19/2019	L.CHAN

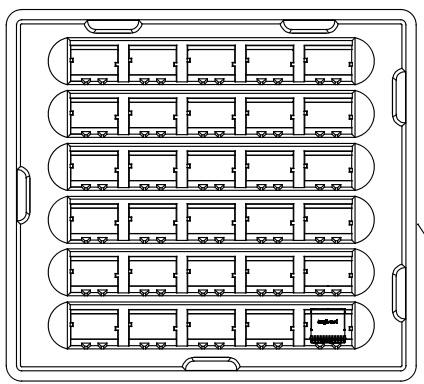


CONNECTOR

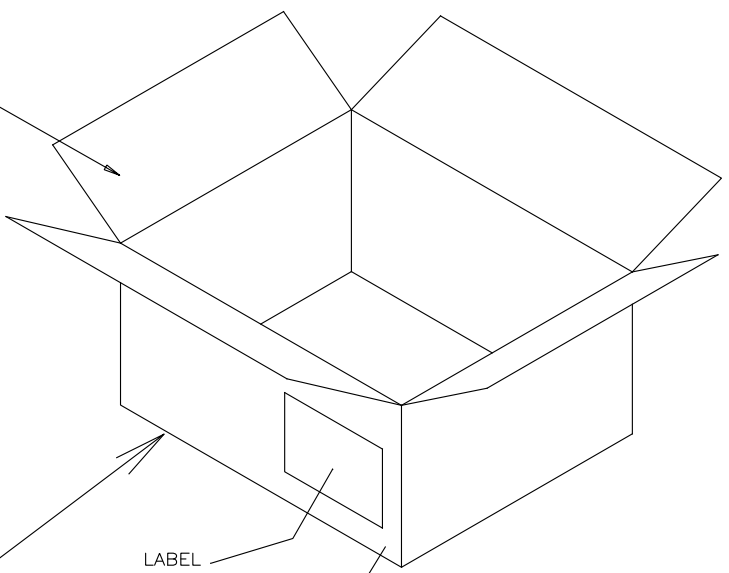
PUT 6 TRAYS INTO CARTON



CONNECTOR IS PLACED INTO TRAYS WITH PRESSFIT TAILS DOWN



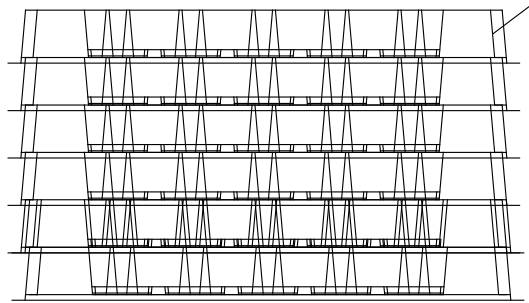
30PCS CONNECTOR PER TRAY



LABEL

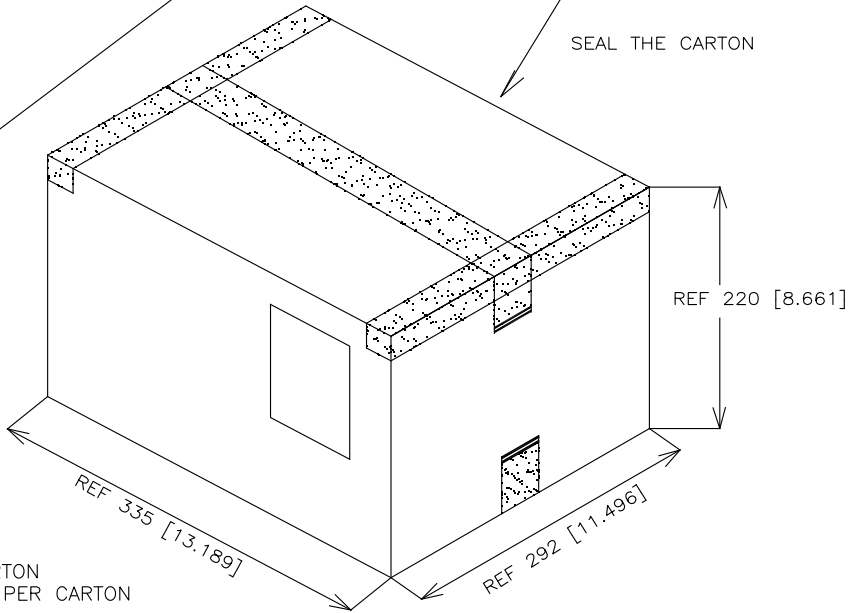
SEAL THE CARTON

STACK FOUR TRAYS TOGETHER



NOTES:

- PACAKING QUANTITY
- 1. 30PCS PER TRAY
- 2. 6 PCS TRAYS PER CARTON
- 180 PCS CONNECTORS PER CARTON



UNLESS SPECIFIED OTHERWISE	DRAWN	JACK.GUO	DEC24/18
PRIMARY UNITS MILLIMETERS	CHECKED	L.CHAN	DEC24/18
SECONDARY INCHS	M.E. APP'D		
REFERENCE IN PARENTHESES	Q.A. APP'D		
1 DECIMAL PLACE ±0.38	DWG APP'D	A.GREEN	DEC24/18
2 DECIMAL PLACES ±0.25	ENG. REL. NO.		
3 DECIMAL PLACES	REF.		
ANGULAR DEGREES	THIRD ANGLE PROJECTION		
	DO NOT SCALE DRAWING		

Amphenol Canada Corp. Commercial Products	
STACKABLE MODULAR JACK, 2X2 PORT, CAT5e, 8 POSITION, 8 CONTACTS, WITH LEDs, SHIELDED WITH EMI SPRINGS, TRAY PACKING—RoHS COMPLIANT	
DWG NO.	P-RJE4W-488-7XX1
CODE ID NO. 03945	DWG SIZE
SCALE	SHEET 3 OF 3

THIS DOCUMENT CONTAINS PROPRIETARY INFORMATION AND SUCH INFORMATION MAY NOT BE DISCLOSED TO OTHERS FOR ANY PURPOSE OR USED FOR MANUFACTURING PURPOSES WITHOUT WRITTEN PERMISSION FROM AMPHENOL CANADA CORP.