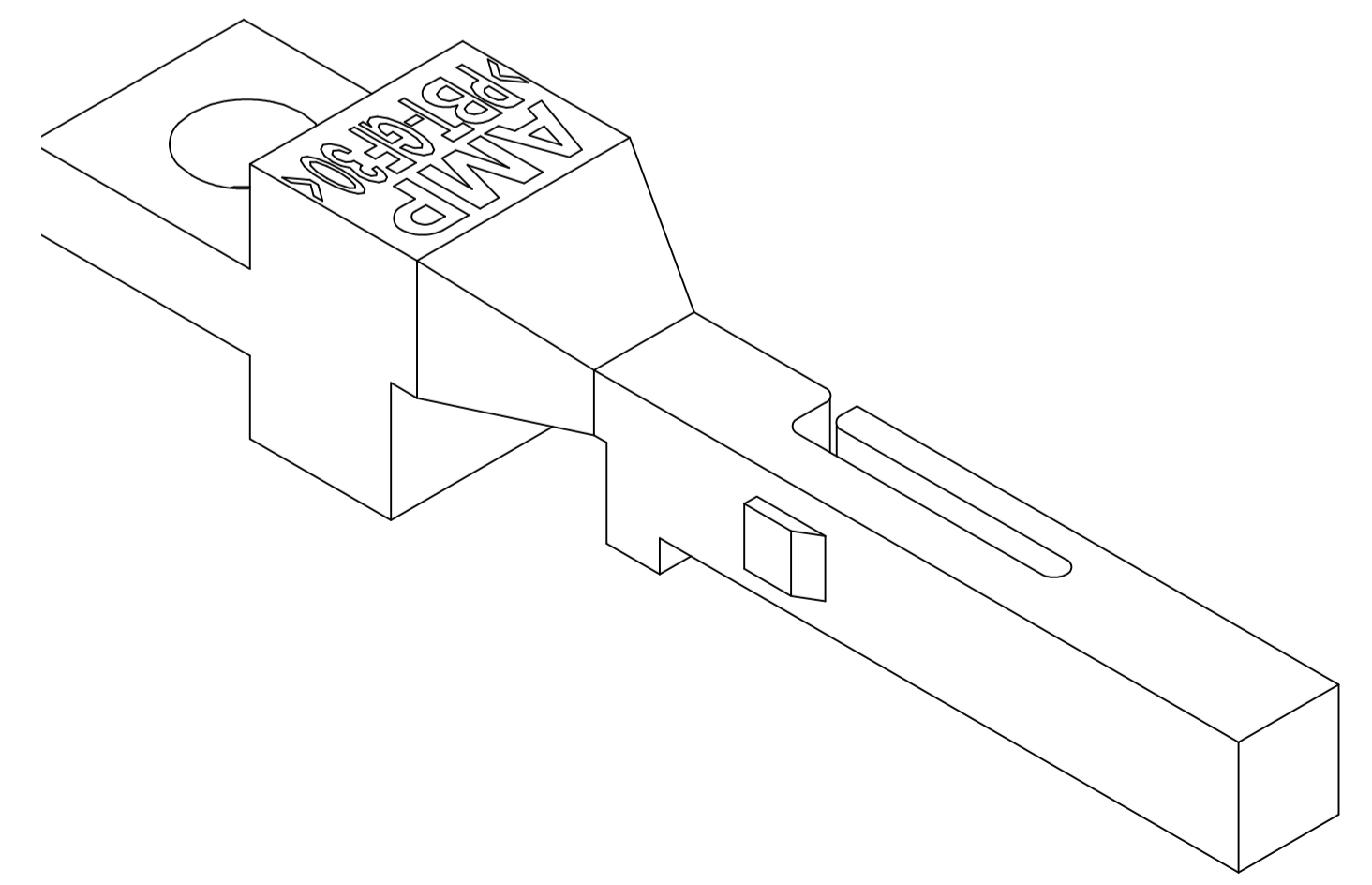
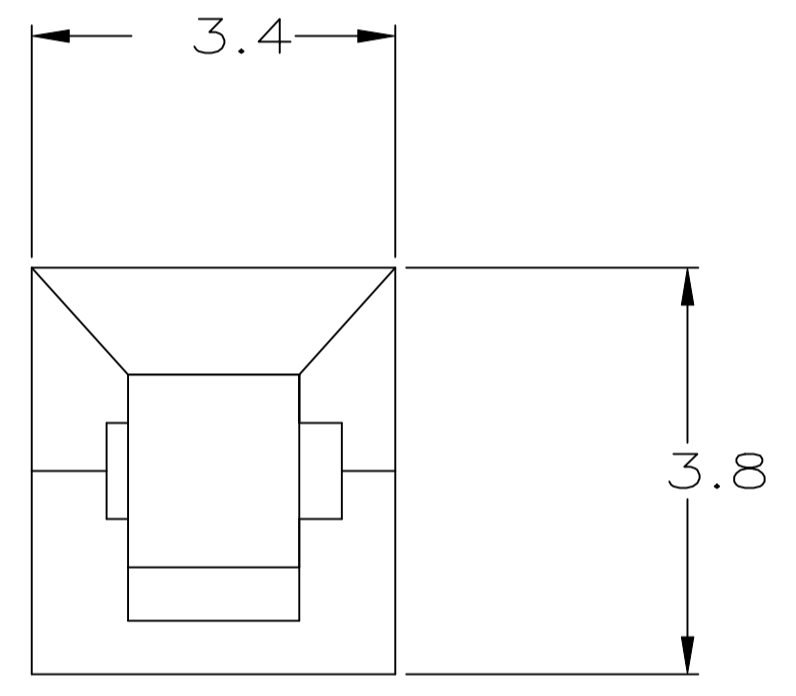
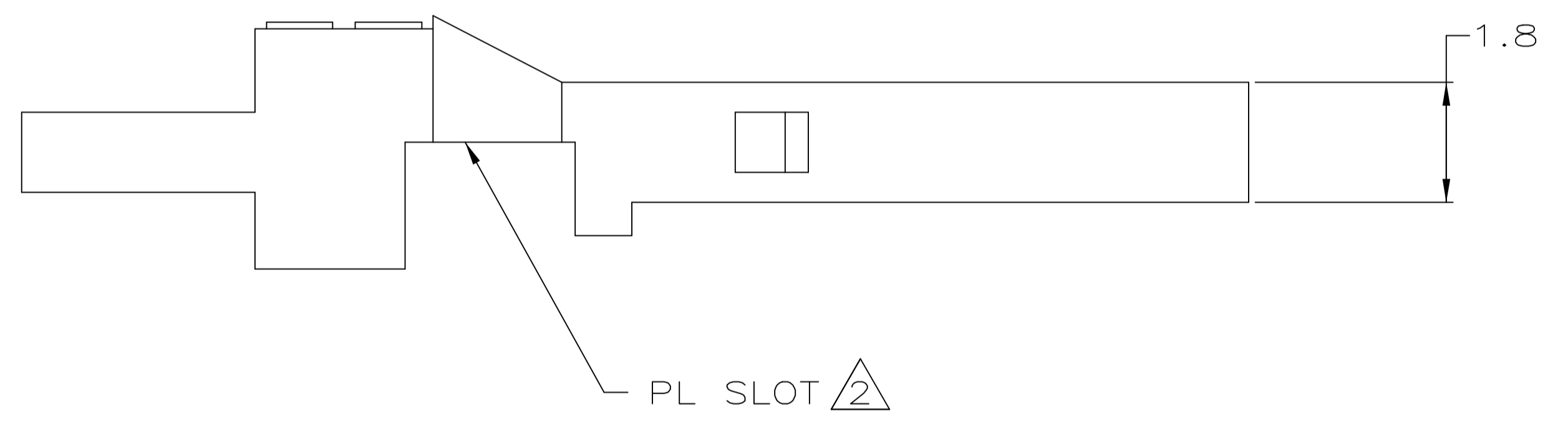
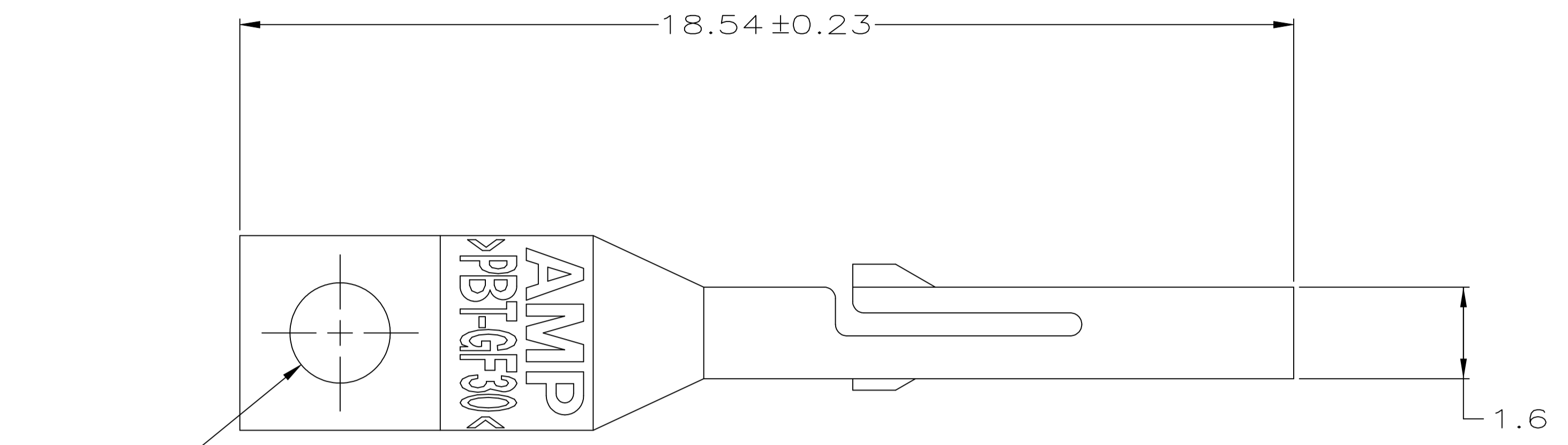


THIS DRAWING IS UNPUBLISHED. RELEASED FOR PUBLICATION
 © COPYRIGHT - TE Connectivity ALL RIGHTS RESERVED.

REVISIONS				
P	LTR	DESCRIPTION	DATE	APVD
F		REVISED PER ECO-18-012589	13AUG2018	TZ DZ

1. USED IN AMP-DUAC/PL™ RECEPTACLES IN PLACE OF A SOCKET CONTACT.
2. INSTALL KEYING PLUG SO THAT PL SLOT FACES TOWARD THE OPPOSING ROW OF CIRCUITS.
3. FOR MATING HEADER, CONTACT PIN MUST BE OMITTED IN THE CIRCUIT THAT IS KEYED.



3-DIMENSIONAL MODEL NTS

794144-1
PART NUMBER

THIS DRAWING IS A CONTROLLED DOCUMENT.		DWN K. WHITAKER 8-08-97	TE Connectivity	
DIMENSIONS: mm		CHK R. SWING 8-08-97		
TOLERANCES UNLESS OTHERWISE SPECIFIED:		APVD E. BEILES 8-08-97	NAME KEYING PLUG, AMP-DUAC/PL	
0 PLC ± -		PRODUCT SPEC 108-1646	SIZE A2	
1 PLC ± 0.2		APPLICATION SPEC 114-6067	CAGE CODE 00779	DRAWING NO C=794144
2 PLC ± 0.13		WEIGHT -	RESTRICTED TO -	
3 PLC ± -		CUSTOMER DRAWING		
4 PLC ± -		SCALE 10:1	SHEET 1 of 1	REV F
ANGLES ± 1°				
FINISH -				
MATERIAL PBT, GLASS FILLED,				