

REVISIONS			
REV	ECN, ERN NO.	DATE	APPRD.
E	PRODUCT DRAWING (EAR 14498)	NOV9/16	K.L.

ORDERING CODE: F C E 1 7 - E 0 9 P C - 4 4 B G

SERIES
FCE17=FILTERED D-SUB, RoHS

SIZE/NUMBER OF CONTACTS
E09, A15, B25, OR C37

CONNECTOR STYLE
P=PIN
S=SOCKET

TERMINATION TYPE
C=.590" [14.99] FOOTPRINT

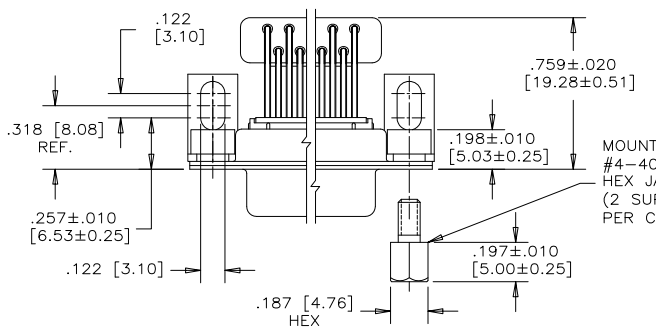
MOUNTING
2=.120 [3.05] DIA THROUGH HOLE
3=#4-40 UNC SELF-LOCKING THREAD
4=#4-40 UNC THREAD
6=M3 x 0.5 THREAD
E=CODE 4 MOUNTING WITH #4-40 UNC HEX JACK SOCKET SUPPLIED.

CONTACT FINISH/GOLD THICKNESS
NO DIGIT=STANDARD 15 MICROINCHES [0.38 MICRONS] GOLD ON MATING AREA
G=50 MICROINCHES [1.27 MICRONS] GOLD ON MATING AREA

MODIFIER
B=METAL MOUNTING BRACKETS

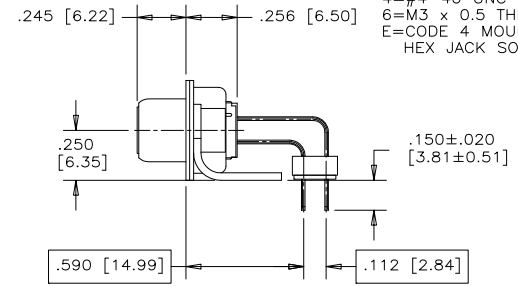
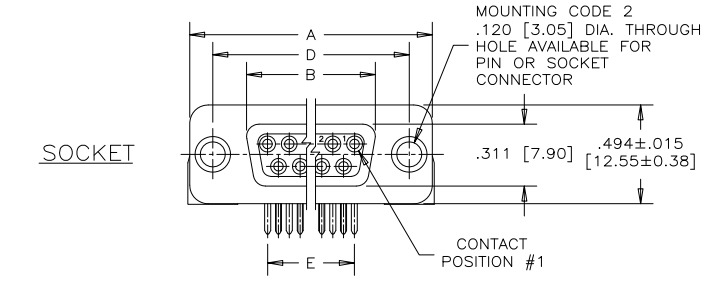
FILTER CAPACITANCE
D=50 pF 5=1000 pF
B=100 pF 7=1200 pF
O=180 pF 6=1300 pF
F=330 pF J=1500 pF
L=380 pF E=2200 pF
1=470 pF 9=5600 pF
4=820 pF 8=47000 pF
N=NO FILTERS

REFER TO AMPHENOL CATALOGUE FOR FILTER PERFORMANCE CHARACTERISTICS



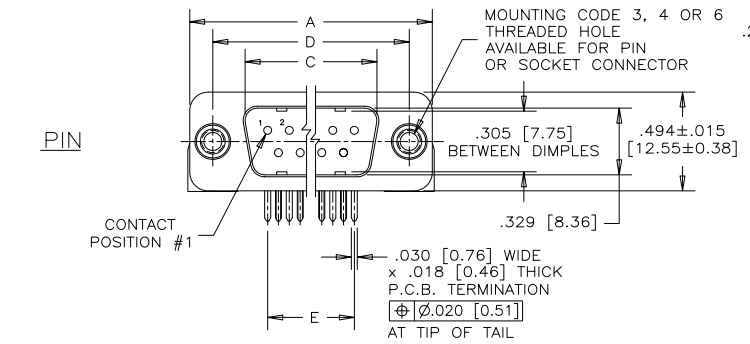
MOUNTING CODE E
#4-40 UNC THREADED HEX JACK SOCKET (2 SUPPLIED LOOSE PER CONNECTOR)

MOUNTING CODE 2
.120 [3.05] DIA. THROUGH HOLE AVAILABLE FOR PIN OR SOCKET CONNECTOR

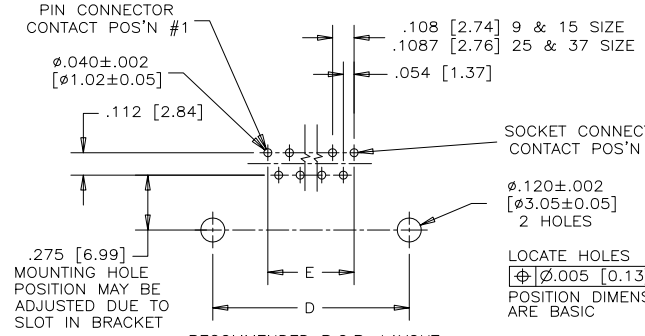


NOTES:

- 1) MATERIALS: ALL MATERIALS ARE RoHS COMPLIANT.
 - SHELL: STEEL, TIN PLATED
 - CONTACTS: PHOSPHOR BRONZE, GOLD PLATED OVER 50µ" [1.27 MICRONS] NICKEL IN THE MATING AREA AND 100µ" [2.54 MICRONS] MIN. MATTE TIN ON THE TAILS.
 - INSULATOR: ENGINEERING THERMOPLASTIC, GLASS REINFORCED, UL FLAMMABILITY RATING 94V-0, COLOUR: BLACK
 - MOUNTING HARDWARE, STEEL OR COPPER ALLOY, TIN OR NICKEL PLATED.
- 2) CONTACT RESISTANCE: 15 MILLIOHMS MAXIMUM
- 3) INSULATION RESISTANCE: 3000 MEGOHMS MINIMUM
- 4) CURRENT RATING: 5 AMPS MAXIMUM
- 5) OPERATING TEMPERATURE: -40°C TO 85°C
- 6) TOLERANCE ±.005 [0.13] UNLESS INDICATED OTHERWISE.

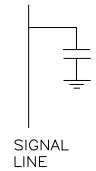


MOUNTING CODE 3, 4 OR 6
THREADED HOLE AVAILABLE FOR PIN OR SOCKET CONNECTOR



RECOMMENDED P.C.B. LAYOUT (COMPONENT SIDE OF BOARD)

CAPACITANCE SCHEMATIC FOR EACH POSITION



SIZE	STYLE	A±.015 [0.38]	B±.005 [0.13]	C±.005 [0.13]	D±.005 [0.13]	E BSC.
E09	PIN	1.213 [30.81]	-----	.666 [16.92]	.984 [24.99]	.432 [10.97]
	SOCKET	-----	.643 [16.33]	-----	-----	-----
A15	PIN	1.541 [39.14]	-----	.994 [25.25]	1.312 [33.32]	.756 [19.20]
	SOCKET	-----	.971 [24.66]	-----	-----	-----
B25	PIN	2.088 [53.04]	-----	1.534 [38.96]	1.852 [47.04]	1.304 [33.12]
	SOCKET	-----	1.511 [38.38]	-----	-----	-----
C37	PIN	2.729 [69.32]	-----	2.182 [55.42]	2.500 [63.50]	1.956 [49.68]
	SOCKET	-----	2.159 [54.84]	-----	-----	-----



DRAWN A. CHENG DATE JAN10/06
DESIGNED
CHECKED K.LAMBIE JAN11/06
I. E. APPRD.
Q. A. APPRD.
DWG. APPRD.

Amphenol Canada Corp.
FCE17 SERIES FILTERED D-SUB CONNECTOR, PIN & SOCKET, RIGHT ANGLE .590 [14.99] F/P, METAL MOUNTING BRACKET, RoHS COMPLIANT

ENG. REL. NO. EAR 12900
REF.
DIMENSIONS ARE IN INCHES [mm] CODE ID. NO. 03554

DWG C DRAWING NO. P-FCE17-XXXXC-XXBX REV. E
SCALE 2/1 WT. ----- SURF. ----- SHEET 1 of 1

THIS DOCUMENT CONTAINS PROPRIETARY INFORMATION AND SUCH INFORMATION MAY NOT BE DISCLOSED TO OTHERS FOR ANY PURPOSE OR USED FOR MANUFACTURING PURPOSES WITHOUT WRITTEN PERMISSION FROM AMPHENOL CANADA CORP.